






# REEP ESL Curriculum for Adults

## LESSON PLANNING

This section suggests lesson planning procedures. Sample lessons are provided in the  **Resources** section.

### Lesson Planning Procedures: (See **Lesson Plan Form**)

- Select the performance objective(s) around which you will organize the lesson.
- Select the language functions, structures, and vocabulary which will be the focus for the practice, performance, and evaluation of the use of language in performing the objective(s).
- Consult the resource column for resources related to the objective (e.g. print and audiovisual materials, software, on-line resources, sample lesson plans, student and teacher generated materials). Also, consult  **Resources** for activities appropriate for the task(s).
- Consult the integration column for grammar structures to teach or review. Consult the **Grammar** section (under Curriculum Content) for ideas and resources.
- Consider the particular needs of your students and select reading and writing resources and activities, pronunciation points, and cross-cultural questions which should be addressed. See  **Reading and Writing Development**.
- Consider the non-language skills that students can practice in this lesson. Go to [Equipped for the Future](#) for information on non-language skills to integrate.
- Determine the assessment activity that you will use to evaluate learner mastery of the objective and the language needed to achieve the objective. See  **Lifeskills Performance Objectives in Learner Assessment** for assessment guidelines and suggested tasks and tools. Also, see  **Resources** for sample culminating assessment activities.
- Integrate these selections into a lesson plan.