Arlington Public Schools
Purchasing Office

NOTICE OF ADDENDUM NO. 1

Issued on May 26, 2017

TITLE: **THE GUNSTON MIDDLE SCHOOL RENOVATION PROJECT AT THE EXISTING GUNSTON MIDDLE SCHOOL SITE, LOCATED AT 2700 S. LANG STREET, ARLINGTON, VIRGINIA 22206**

ITB NO.: **88FY17**

ITB ISSUE DATE: **MAY 12, 2017**

BID CLOSING DATE AND TIME: **JUNE 2, 2017 PRIOR TO 2:00 P. M., (LOCAL PREVAILING TIME)**

BID OPENING DATE/TIME: **PROMPTLY FOLLOWING BID CLOSING**

See Attachment for Pre-Bid Agenda and Attendance Sign In Sheet and revised Section 00 52 00.

See Attachment for Stantec Addendum

This Addendum #1 for ITB 88FY17 – THE GUNSTON MIDDLE SCHOOL CAPACITY OPTIMIZATION PROJECT AT THE EXISTING GUNSTON MIDDLE SCHOOL SITE, LOCATED AT 2700 S. LANG STREET, ARLINGTON, VIRGINIA 22206, must be signed, dated and received in the Purchasing Office prior to the date and time stated above *"OR"* acknowledgment of receipt of this addendum may be noted on the ITB. (See Page 00 4100-3).

ISSUED BY:

Ellen H. Wills, CPPB, VCO
Assistant Director of Purchasing
Telephone: (703) 228-7649
Cell: (703) 244-6580
Email: ellen.wills@apsva.us

Arlington Public Schools

DEPARTMENT OF FACILITIES AND OPERATIONS
Design and Construction

2770 South Taylor Street, Arlington, VA 22206
TEL 703-228-6264 • FAX 703-671-2959 • www.apsva.us

Gunston Middle School / Community Center Renovations
ITB #88FY17 - Prebid Conference
May 19, 2017 3:30 PM

I. Introductions of Project Team and Attendees (RC)

A. Welcoming comments and sign-in sheet
B. Introduction of project team members
   1. Owner – Arlington Public Schools (APS)
   2. AE – Stantec

II. APS Purchasing Office and Procurement Policies (EW)

A. Contract technical requirements
B. Bid due dates, times, and location
   1. Questions and clarifications due – May 23, 2017, Prior to 5:00 PM. See Section 00 00 11 ITB for details
   2. Bid due date – June 02, 2017 prior to 2:00 PM
   3. Location – 1426 N Quincy, Arlington, VA, 4th Floor, Clock in Room 405 governs
C. ~~Deduct~~ Add Alternates
D. Substitutions
E. Site Open for inspection after the meeting. Other inspections can be arranged by contacting Robin Cook and will be enumerated in a future addendum. Inquiries can be made through email robin.cook@apsva.us or cell 703-872-9175.

III. General Overview of the Project (Stantec)

A. Selective demolition including but not limited to flooring, classroom spaces, classroom partitions, casework, and minor concrete and brick.
B. Interior renovation of classroom spaces
C. Interior renovation of community center spaces
D. Modification to fire suppression system, HVAC system, voice/data, and fire alarm systems.
E. Add casework, furniture, and countertops to improve classroom functionality
F. Two Bid Alternates:
   1. Bid Alternate No. 1 – Demolition of the laundry, office, vestibule, storage, and shower area of girl's locker room to create new storage room F035.

2. Bid Alternate No. 2 – Demolition of the shower area of the boy's locker room to create new storage F030.

IV. Project Schedule (RC)

A. Anticipated Contract Award and Notice to Proceed – June 31, 2017 and will be enumerated in future addendum.
B. Milestones:
   1. Phase 1 Substantial Completion - August 25, 2017
   2. Phase 1 Final Completion - October 31, 2017
   3. Phase 2 Substantial Completion - September 29, 2017
   4. Phase 2 Final Completion - October 31, 2017
C. Liquidated Damages apply to the substantial and final completion dates as enumerated in the Bid Documents. Milestones have been established to fit school requirements and school move dates.

V. Project Conditions (RC)

A. School first, construction site second
B. Bidders need to examine the site to determine nature of the work and to quantify their bid
C. Building Permit is provided by the Owner. ALL other permits are provided by the Contractor and shall apply for and pay for all permits.
D. Contractor personnel behavior and attire must be appropriate as determined by Arlington Public Schools.
E. Contractor will, at APS' direction, remove from the site any personnel found objectionable.
F. Contractor must have full time English speaking superintendent/foreman/field manager on site with authority to act on APS' instructions.
G. Contractor's are not to interfere with continued operation of the school or community center. Contractor's operations will be interrupted at times by the demands and /or needs of the school. No claims will be recognized for such interruptions or delays.
H. Contract Manager – Software is to be used. This includes but is not limited to, RFI's, Submittals, Pay Applications, Proposed Change Orders (PCO's), and Change Orders (CO's).
I. Parking restrictions – The back lot and spaces are identified on the drawings and we are limited to these spaces. No contractor will park in the front spaces of the community center at any time. If additional parking needs arise, coordinate with APS.
J. Hazmat removal shall be performed by the Contractor as enumerated in future addendum.
   a. **UPDATED 5/23/17: Hazmat subcontractor will not be sole sourced as requested by bidders in the prebid conference.
K. Contractor is responsible for knowing and understanding the laws, codes, and regulations in Arlington County. This includes but is not limited to: ROW permits, Fire Alarm call out procedures and fire watches as required by the Fire Marshall, noise ordinances, and inspection procedures to achieve occupancy.

VI. Questions & Answers, Site Walk

CONFERENCE ATTENDANCE RECORD

ITB #88FY17: **Gunston Middle School Interior Renovations Project**

OPEN DATE & TIME: June 2, 2017, @ 2:00 P.M. (Local Prevailing Time)

COMPANY	PRINT NAME	SIGNATURE
STANTEC	Name: DERK JEFFREY E-MAIL ADDRESS: derk.jeffrey@stantec.com PHONE NUMBER: 571.235.2562	
APS	Name: ROBIN COOK E-MAIL ADDRESS: ROBIN.COOK@APSVA.US PHONE NUMBER: 703-872-9175	
APS	Name: BENJAMIN BURGIN E-MAIL ADDRESS: PHONE NUMBER: X6606	

COMPANY	PRINT NAME	SIGNATURE
MERIDIAN CONSTRUCTION CO., INC.	Name: DAN NOWAK E-MAIL ADDRESS: dnowak@meridianconstructionco.com PHONE NUMBER: 301-670-1677	
NORTHEAST CONTRACTING	Name: SEAN KELLY E-MAIL ADDRESS: NORTHEASTCONTR SEAN@NORTHEASTCONTRACTING.COM PHONE NUMBER: 703-370-8890	
APS Gunston Middle School	Name: Kathy Harris-Thomas E-MAIL ADDRESS: kathyh.thomas@apsva.us PHONE NUMBER: 703 228-6917	
STANTEC	Name: Ani Mencac E-MAIL ADDRESS: ani.mencac@stantec.com PHONE NUMBER: 571-521-7558	
BENNETT GROUP	Name: JOHN HAUSER E-MAIL ADDRESS: JHAUSER@BENNETTGROUPDC.COM PHONE NUMBER: 202-459-3790	
	Name: E-MAIL ADDRESS: PHONE NUMBER:	

SECTION 00 52 00 AGREEMENT BETWEEN OWNER AND CONTRACTOR

THIS AGREEMENT, made and entered into this ___ day of _____, 2017;

between Arlington Public Schools, Virginia (the "Owner") and

_____ (the "Contractor"), whose address

is _____

_____

_____

In consideration of the mutual stipulations, agreements and covenants contained herein, the parties hereby agree as follows:

1. The Project

Contractor shall provide all labor, services, equipment and materials necessary and required to complete the Work in accordance with the Contract Documents for the following Project:

GUNSTON MIDDLE SCHOOL RENOVATION PROJECT AT THE EXISTING GUNSTON MIDDLE SCHOOL SITE, LOCATED AT 2700 LANG STREET, ARLINGTON, VIRGINIA 22206.

2. The Contract Documents

The following, except for such portions thereof as may be specifically excluded, constitute the Contract Documents except for titles, subtitles, headings, running headlines, and tables of contents (all of which are used merely for convenience):

1. Agreement Between Owner and Contractor
2. General Conditions
3. Scope of Work
4. Bid Documents and Addenda
5. Notice to Proceed
6. Modifications issued after execution of this Agreement

In the event of a conflict between any Contract Documents, the order of precedence shall be in the order the Contract Documents are listed above, with the exception that any Addendum or Modification shall have precedence over the preceding version of the Contract Document modified thereby. In the event of a conflict within a Contract Document at the same level of precedence, that provision requiring the higher quality of performance or quantity shall prevail. In the event of a conflict which is not resolved by the foregoing, the Owner shall determine the provision having precedence in a manner consistent with the intent of the Contract Documents as a whole.

All provisions required by Law to be included in this Contract or otherwise applicable to this Contract shall be deemed to be a part of this Contract, whether actually set forth herein or not.

The Contract Documents are complementary and what is called for by one is as binding as if

called for by all. If the Contractor finds a conflict, error, ambiguity or discrepancy in the Contract Documents, he shall immediately, in writing, call it to the attention of Owner and the Owner's Representative before proceeding with the Work affected thereby. The Owner and/or the Owner's Representative shall promptly resolve the matter in writing. Work done by the Contractor after he discovered, or reasonably should have discovered, such conflicts, errors, ambiguities or discrepancies, prior to written resolution thereof by the Owner, shall be done at the Contractor's expense and the Contractor shall bear the risk of any delay arising therefrom or related thereto. Any Work that may reasonably be inferred from the Specifications or Drawings as being required to produce the intended result shall be supplied whether or not it is specifically called for. Work, materials or equipment described in words which so applied have a well-known technical or trade meaning shall be deemed to refer to such recognized standards.

The Contractor shall be held to a standard of strict compliance with the requirements of the Contract Documents in the performance of the Work, for giving Notice of any type to the Owner or to the Owner's Representative, and for making any submittal required for any purpose. The Contractor acknowledges and agrees that all time requirements set forth in the Contract Documents for any purpose are of the essence.

3. Definitions

All words and terms shall have the meanings assigned to them in Part 1 of the General Conditions, unless a different meaning is clear from the context.

4. Contract Period

The Work will be completed in accordance with the Contract Documents and will have the following start, Substantial Completion, and Final Completion dates:

June 30, 2017 – Anticipated Contract Award and Notice to Proceed (NTP).

August 25, 2017 – Phase 1 Substantial Completion

October 31, 2017 – Phase 1 Final Completion

September 29, 2017 – Phase 2 Substantial Completion

October 31, 2017 – Phase 2 Final Completion

Note: These dates are subject to adjustments as provided in the Contract Documents.

5. Contract Sum

Owner shall pay Contractor for completion of the Work in accordance with the Contract Documents. The Contract Sum is:

In Writing:_____Dollars

In Figures: $_____.00

6. **Liquidated Damages**

The Owner and the Contractor recognize that time is of the essence in this Agreement and that Owner will suffer damages if Substantial Completion, and thereafter Final Completion, of the Work, or of any individual Phase of the Work for which a Substantial Completion, and if applicable, Final Completion, date with associated Liquidated Damages is established by the Contract Documents, is not complete within the time specified in Paragraph 4 above, plus any extensions thereof allowed in accordance with Part 10 of the General Conditions. The Owner and the Contractor agree that the actual damages to be incurred by the Owner in the event of late completion are not readily ascertainable or capable of estimation at the time of contracting. It is understood and agreed that the Liquidated Damages amount shall not be affected by the Owner's use or occupancy of, or by the achievement of Substantial Completion or Final Completion of, less than the entirety of the Work to which the Liquidated Damages amount may be applicable. The Contractor hereby waives without condition or limitation any objection that the amount of Liquidated Damages set forth below is void as a penalty or is not reasonably related to actual damages. Without limitation of the foregoing, Contractor also agrees that any deduction of Liquidated Damages from amounts otherwise payable to Contractor shall not constitute improper or wrongful nonpayment of Contractor and Contractor without limitation or condition conclusively waives any claim or cause of action premised in whole or in part on any such deduction of Liquidated Damages. In the event more than one ground for assessment of Liquidated Damages as set forth herein exists concurrently, such grounds shall be deemed to be, and hereby are agreed to be, independent and all applicable Liquidated Damages shall be assessed and deducted cumulatively. In the event that, subsequent to any deduction of Liquidated Damages as authorized herein, a time extension is granted or any determination is made which affects in whole or in part the amount of Liquidated Damages deducted, Contractor acknowledges and agrees that its sole remedy shall be payment by the Owner of the principal amount of Liquidated Damages so determined to be payable to the Contractor plus interest as provided in the Contract Documents. Accordingly, instead of requiring any such proof, the Owner and the Contractor agree that as Liquidated Damages for delay in achieving timely completion as required by the Contract (but not as a penalty), the Contractor shall:

a. Pay Owner **One Thousand Hundred Dollars ($1,000.00)** for each day that expires after the time specified in Paragraph 4 for the **Phases 1 and 2 Substantial Completion Date**, plus any approved time extensions, until Substantial Completion is achieved; and Pay Owner **Five Hundred Dollars ($500)** for each day that expires after the time specified in Paragraph 4 for the **Phases 1 and 2 Final Completion Date**, plus any approved time extensions, until Final Completion is achieved.

b. Contractor hereby consents to the Owner withholding from amounts otherwise payable to the Contractor all Substantial Completion Liquidated Damages and Final Completion Liquidated Damages which have been assessed through the date of payment. If the amount of Substantial Completion Liquidated Damages and Final Completion Liquidated Damages assessed exceeds the amount otherwise payable to Contractor, Contractor shall make payment thereof to Owner within fourteen (14) days following issuance by Owner of Notice of payment due for Substantial Completion Liquidated Damages, Final Completion Liquidated Damages, or both.

7. Payment Procedures

a. Contractor shall submit Application for Payment in accordance with the General Conditions and Applications for Payment will be processed by the Owner's Representative and Owner as provided in the General Conditions.

b. Contractor hereby consents to the Owner deducting from amounts otherwise payable to the Contractor and retaining any and all amounts payable to the Owner by the Contractor for any reason stated in the Contract Documents assessed or payable through the date payment is due Contractor from Owner. If the amount payable to the Owner by the Contractor exceeds the amount otherwise payable to Contractor by Owner, Contractor shall make payment thereof to Owner within fourteen (14) days following issuance by Owner of Notice of payment due.

8. Interest

All funds not paid when due as provided by Parts 8, 10 and 11 of the General Conditions shall bear interest at the rate of 0.5 percent per month.

9. No Assignments

No assignment by either party hereto of any rights interest under any of the Contract Documents will be effective unless in writing signed by the authorized representative of each party; and no assignment will release or discharge the assignor from any responsibility under the Contract Documents. Owner shall be under no obligation to consent to any request by Contractor for approval of an assignment as the Contractor's obligations are intended not to be assignable.

10. Governing Law

This Agreement and each of the Contract Documents shall be governed and construed in accordance with the laws of the Commonwealth of Virginia without reference to conflict of laws principles. This Contract and the Work performed hereunder shall be governed in all respects by the laws of the Commonwealth of Virginia and the jurisdiction, forum, and venue for any litigation with respect thereto shall be in the Circuit Court for Arlington County, Virginia, and in no other court. In performing the Work under this Contract, Contractor shall comply with applicable federal, state, and local laws, ordinances, and regulations.

11. Binding Agreement

Owner and Contractor each binds itself, its successors and assigns to the other, its successors and assigns, in respect of all covenants, terms, conditions and obligations contained in each of the Contract Documents.

IN WITNESS WHEREOF, the parties hereto have caused this Contract to be signed by their duly authorized officers.

CONTRACTOR

By: _____

Title: _____

_____
Dated

ARLINGTON PUBLIC SCHOOLS

By: _____
David J. Webb, C.P.M.

Title: Director of Purchasing

_____
Dated

END OF SECTION 00 52 00

ADDENDUM # 1 **DATE: May 25, 2017**

REFERENCE:	Invitation for Bid:	#88FY17
	IFB Issue Date:	May 25, 2017
	Title & Location:	Gunston Middle School Renovation 2700 S. Lang Street Arlington, VA 22206
	Architect:	Stantec Architecture, Inc.
	Engineer:	2RW Consultants
	Sealed Bid Due Date & Time:	June 2, 2017 prior to 2:00 PM

THE FOLLOWING CHANGES, ADDITIONS, DELETIONS AND CLARIFICATIONS ARE HEREBY MADE PART OF THE BIDDING REQUIREMENTS AND CONTRACT DOCUMENTS FOR THE ABOVE REFERENCED PROJECT AND SHALL BE TAKEN INTO ACCOUNT IN THE PREPARATION OF ALL BIDS AND THE EXECUTION OF ALL WORK. BIDDERS SHALL ACKNOWLEDGE RECEIPT OF THIS ADDENDUM IN THE APPROPRIATE SPACE ON THE BID FORM.

This Addendum is generally separated into Sections for convenience; however, all contractors, subcontractors, material suppliers and other involved parties shall be responsible for reading this entire Addendum. Failure to list an item(s) in all affected Sections of this Addendum does not relieve any party affected from performing according to the instructions, provided the information is set forth one time anywhere in this Addendum.

NOTE: If you have questions about this Addendum and Project, please contact Greg Overkamp at Greg.Overkamp@stantec.com.

GENERAL:

1. *Addendum No. 1 - All Drawings revisions are clouded with a Delta number and are identified and included in the Narrative and/or Reissued as attachments to this Addendum, Issue Date 2017.05.25.*
2. *Addendum No. 1 - All Specifications revisions, deletions, issuances, and reissuances are identified and included in the Narrative and/or Issued as attachments to this Addendum, Issue Date 2017.05.25.*

BIDDER RFI'S:

Request for Information (RFI) # 0001:

Question: Sheet AD101 - Demo Note 11 - Flooring adhesive removal - Does the Contractor need to grind the floor or use chemicals to remove the adhesive or is it acceptable to remove enough of existing adhesive to meet VCT floor manufacturer's standards to place VCT flooring?

Answer: It is the contractor's responsibility to coordinate with the new VCT flooring manufacturer to determine the amount of adhesive removal required to comply with the required warranty.

Question: Sheet AD101 - Are the walls to be demo CMU or Metal Stud Drywall? Please advise.

Answer: It is the contractor's responsibility to verify the wall construction type of existing walls to be demolished. Destructive investigation has not been performed on the existing conditions.

Request for Information (RFI) # 0002:

Question: Sheet AD101 - Weight Room - Will any of the equipment require disassembly in order to transport? If it does please provide name of manufacturer.

Answer: It is part of the contractor's means and methods to determine if the weight room equipment requires disassembly. Please see below information about weight room equipment that has been provided by APS:

MANUFACTURER	MODEL	SERIAL
Precor EFX	546	IKL03P0034
Precor EFX	546	IKL03P0035
Life Fitness Rec. Bike	9500 HR	CEA 672714
Star Track Upright Bike	9-6430-SINTP0	PB61112743
Cybex Smith Machine	5341-97	534197WH90148
5 Benches	N/A	N/A
Life Fitness Treadmill	93T	from Langston
Life Fitness Treadmill	TR-9100	HTK 391309
Matrix Plate Loaded Leg Press	45 Degree	G3PL04D0911GA0022
Cybex Cable Cross Over	5649-91	A12-080564991-6117
Olympic Flat Bench		
Preacher Curl Bench		

Request for Information (RFI) # 0003:

Question: Please provide an equipment schedule for the Markerboard and Tackboard sizes.

Answer:

Tackbaords:	TB-1	4'-0"H x 12'-0"L
	TB-2	4'-0"H x 6'-0"L
Markerboard:	MB-2	4'-0"H x 4'-0"L

DRAWINGS NARRATIVE

DRAWING	DESCRIPTION

GENERAL	
General	Provide First Responder signage at exterior doors for rooms Classroom F009 and Multipurpose Room F008. Signage to match existing building signage. Coordinate numbering with APS.
G201	**Revised** project description Alternate 1 note and added Alternate 2 information. See below: ALTERNATE 1: THE SCOPE OF WORK INCLUDES TWO STORAGE ROOMS. ALTERNATE 2: THE SCOPE OF WORK INCLUDES ONE STORAGE ROOM.
G203	**Revised** phase 1 note's scope of Alternate 1 and removed any notes pertaining to Alternate 3. **Revised** the Phasing Legend. **Added** the memorial tree and a note to F1/G203 drawing. **Added** new general notes.
ARCHITECTURAL	
AD101	**Added** new general notes. **Updated** comment #6 graphics in the weight room to clarify that the note applies to ALL equipment in this space. **Added** a new keynote number 43 to "Demolition Floor Plan Key Notes". **Modified** the keynote number 33. **Revised** the keynote tag on drawing F1/AD101.
AD111	**Revised** note in F1/AD111 between column line G and F to: SALVAGE AND REUSE SEGMENT OF EXISTING INTERIOR CEILING TILE. MODIFY EXISTING CEILING GRID AND TERMINATE AT THE NEW WALL. SALVAGING AT A MINIMUM 600 SF OF EXISTING ACT FOR REUSE AS NEEDED. TURN OVER TO OWNER THE REMAINING MATERIAL.
A101	**Added** the relocated defibrillator in drawing F1/A101. **Removed** the existing E-4 Oven from drawing F1/A101.
A121	**Revised** the finished legend.

	Revised the floor finish in Multipurpose Room and Corridor F003 on F1/A121. **Added** a threshold section tag at F006 Door on F1/A121. **Added** a threshold section tag at F009 Exterior Door on F1/A121. **Added** a note regarding the Existing Exterior Stair Railing on F1/A121. **Added** a note regarding the New Exterior Stair Railing on F1/A121.
A122	**Clarified** the extent of VCT-4 in the finish plan A122/F5. **Modified** the Weight room's finish tag and removed PT-3 finishes from the walls. **Revised** the finished legend. **Added** transition strip details to F5/A122. **Modified** the finish tag in F2/A122.
A123	**Added** new detail E1/A123 "Resilient To Tile Flooring". **Modified** the Finish Schedule and the Interior Finish Materials Schedule.
A131	**Reference** sheet A106 for oven and defibrillator information.
A132	**Added** the relocated defibrillator information below into the equipment schedule: DF-1 / DEFIBRILLATOR (SEMI-RECESSED) / OWNER FURNISHED / CONTRACTOR INSTALLED
A601	**Modified** the graphics of the marker boards and smart bard from dashed to solid lines for A4/A601.
ELECTRICAL	
ED102	**Modified** Key Notes 4 and 5 for removal of the existing oven and freezer.
E103	**Modified** location of FA audio/visual device to avoid conflict with vending machines.
E104	**Removed** power connections for existing oven and freezer.

SPECIFICATIONS NARRATIVE

SECTION	DESCRIPTION
00 01 10	**Reissued Section** 'Table of Contents' to reflect all Addendum No. 1 Specifications Revisions.
00 31 26	**Added** ACM report provided by ECS.

00 41 00	**Revised** the last sheet's page number for Appendix A.
00 52 00	**Revised** schedule and change NTP date to June 30, 2017 on page 2. **Clarification for LDs** amount in words and numbers now match
01 32 00	**Added** a new section 3.1D below: D. All HAZMAT remediation and removal identified in the Contract Documents shall be executed and completed prior to work being performed in areas identified. HAZMAT remediation and removal shall occur at the commencement of each phase requiring abatement and not prior to unless otherwise approved the Construction Manager or Owner. Contractor shall obtain all necessary permits and notifications for abatement procedures as not to impact the Contractor's Construction Schedule or project milestones.
02 41 19	**Revised** section 1.9D below: D. Hazardous Materials: It is ~~not~~ **(DELETED)** expected that hazardous materials will be encountered in the Work. 1. If suspected hazardous materials are encountered, do not disturb; immediately notify Architect and the Owner. Hazardous materials will be removed by ~~Owner~~ **(DELETED) the contractor** under separate contract before start of the Work.
07 51 13	**Revised** section 1.7H. below: Hazardous Materials: It is ~~not~~ **(DELETED)** expected that hazardous materials such as asbestos containing materials will be encountered in the Work. 1. If materials suspected of containing hazardous materials are encountered, do not disturb; immediately notify Architect and Owner. Hazardous materials will be removed by ~~Owner~~ **(DELETED) the contractor** under a separate contract.
09 65 66	**Added** Section 2.1.A.3 below: 3. Dynamic Sports Construction, DynaFit 20000 Series
23 74 13	**Deleted** Section "Packaged Outdoor Central-Station Air-Handling" entirely.
SUPPORTING DOCUMENTS	**Added** Gunston MS PreBid Conference Attendance Record **Added** Gunston MS PreBid Conference Agenda

END OF ADDENDUM # 1

DOCUMENT 00 31 26 - EXISTING HAZARDOUS MATERIAL INFORMATION

TABLE OF CONTENTS OF THE PROJECT MANUAL

DIVISION 00 - PROCUREMENT AND CONTRACTING REQUIREMENTS

00 01 00 PROJECT MANUAL COVER
00 01 01 PROJECT TITLE PAGE
00 01 10 TABLE OF CONTENTS OF THE PROJECT MANUAL – ADD1
00 11 10 INVITATION TO BID
00 21 13 INSTRUCTIONS TO BIDDERS
00 31 26 EXISTING HAZARDOUS MATERIAL INFORMATION – ADD1
00 41 00 BID FORM – ADD1
APPENDIX A TO BID FORM BIDDER'S QUALIFICATIONS
00 43 13 ARLINGTON PUBLIC SCHOOLS STANDARD BID BOND
00 52 00 AGREEMENT BETWEEN OWNER AND CONTRACTOR – ADD1
00 61 10 ARLINGTON PUBLIC SCHOOLS STANDARD PERFORMANCE BOND
00 61 20 ARLINGTON PUBLIC SCHOOLS STANDARD LABOR AND MATERIAL PAYMENT BOND
00 70 00 GENERAL CONDITIONS

DIVISION 01 - GENERAL REQUIREMENTS

01 10 00 SUMMARY
01 23 00 ALTERNATES
01 26 00 CONTRACT MODIFICATION PROCEDURES
01 29 00 PAYMENT PROCEDURES
01 31 00 PROJECT MANAGEMENT AND COORDINATION
01 32 00 CONSTRUCTION PROGRESS DOCUMENTATION – ADD1
01 33 00 SUBMITTAL PROCEDURES
01 33 50 CONTRACT CONTROL SOFTWARE
01 40 00 QUALITY REQUIREMENTS
01 42 00 REFERENCES
01 50 00 TEMPORARY FACILITIES AND CONTROLS
01 60 00 PRODUCT REQUIREMENTS
01 73 29 CUTTING AND PATCHING
01 74 19 CONSTRUCTION WASTE MANAGEMENT AND DISPOSAL
01 77 00 CLOSEOUT PROCEDURES
01 78 23 OPERATION AND MAINTENANCE DATA
01 78 39 PROJECT RECORD DOCUMENTS
01 79 00 DEMONSTRATION AND TRAINING
01 81 19 CONSTRUCTION INDOOR AIR QUALITY MANAGEMENT

DIVISION 02 - EXISTING CONDITIONS

02 41 19 SELECTIVE DEMOLITION – ADD1

DIVISION 03 - CONCRETE

03 54 16 HYDRAULIC CEMENT UNDERLAYMENT

DIVISION 04 - MASONRY

04 20 00 UNIT MASONRY ASSEMBLIES

DIVISION 05 - METALS

05 50 00 METAL FABRICATIONS
05 52 00 METAL RAILINGS

DIVISION 06 - WOOD, PLASTICS, AND COMPOSITES

06 10 00 ROUGH CARPENTRY

DIVISION 07 - THERMAL AND MOISTURE PROTECTION

07 21 00 BUILDING INSULATION
07 51 13 BUILT-UP ASPHALT ROOFING – ADD1
07 84 13 PENETRATION FIRESTOPPING
07 92 00 JOINT SEALANTS

DIVISION 08 - OPENINGS

08 11 13 HOLLOW METAL DOORS AND FRAMES
08 14 16 FLUSH WOOD DOORS
08 71 00 FINISH HARDWARE
08 80 00 GLAZING
08 83 00 MIRRORS
08 88 13 FIRE-RESISTANT GLAZING

DIVISION 09 - FINISHES

09 21 16 GYPSUM BOARD ASSEMBLIES
09 30 00 TILING
09 51 13 ACOUSTICAL PANEL CEILINGS
09 61 00 FLOORING TREATMENT
09 65 13 RESILIENT BASE AND ACCESSORIES
09 65 19 RESILIENT TILE FLOORING
09 65 66 RESILIENT ATHLETIC FLOORING
09 91 00 PAINTING (PROFESSIONAL LINE PRODUCTS)

DIVISION 10 - SPECIALTIES

10 11 00 VISUAL DISPLAY SURFACES
10 51 13 METAL LOCKERS
10 56 13 METAL STORAGE SHELVING

DIVISION 11 - EQUIPMENT

11 30 13 RESIDENTIAL APPLIANCES
11 94 00 MISCELLANEOUS EQUIPMENT

DIVISION 12 - FURNISHINGS

12 24 13 ROLLER WINDOW SHADES
12 32 16 MANUFACTURED PLASTIC-LAMINATE-FACED CASEWORK

DIVISIONS 13 - 20

NOT USED

DIVISION 21 - FIRE SUPPRESSION

21 05 00 COMMON WORK RESULTS FOR FIRE SUPPRESSION
21 05 53 IDENTIFICATION FOR FIRE SUPPRESSION PIPING AND EQUIPMENT
21 13 00 FIRE SUPPRESSION SPRINKLERS

DIVISION 22 - PLUMBING

22 05 00 COMMON WORK RESULTS FOR PLUMBING
22 05 53 IDENTIFICATION FOR PLUMBING PIPING AND EQUIPMENT
22 07 19 PLUMBING PIPING INSULATION
22 10 05 PLUMBING PIPING
22 10 06 PLUMBING PIPING SPECIALTIES

DIVISION 23 - HEATING, VENTILATING, AND AIR-CONDITIONING (HVAC)

23 05 00 COMMON WORK RESULTS FOR HVAC
23 05 48 VIBRATION AND SEISMIC CONTROLS FOR HVAC PIPING AND EQUIPMENT
23 05 53 IDENTIFICATION FOR HVAC PIPING AND EQUIPMENT
23 05 93 TESTING, ADJUSTING, AND BALANCING FOR HVAC
23 07 13 DUCT INSULATION
23 07 19 HVAC PIPING INSULATION
23 21 13 HYDRONIC PIPING
23 31 00 HVAC DUCTS AND CASINGS
23 33 00 AIR DUCT ACCESSORIES
23 37 00 AIR OUTLETS AND INLETS
23 40 00 HVAC AIR CLEANING DEVICES
23 74 13 ~~PACKAGED OUTDOOR CENTRAL-STATION AIR-HANDLING UNITS~~ (DELETED) – ADD1

DIVISION 25 - INTEGRATED AUTOMATION

25 40 02 BUILDING AUTOMATION SYSTEM (BAS)

DIVISION 26 - ELECTRICAL

26 05 00 COMMON WORK RESULTS FOR ELECTRICAL
26 05 01 MINOR ELECTRICAL DEMOLITION
26 05 19 LOW-VOLTAGE ELECTRICAL POWER CONDUCTORS & CABLES (600 V & LESS)
26 05 26 GROUNDING AND BONDING FOR ELECTRICAL SYSTEMS
26 05 29 HANGERS AND SUPPORTS FOR ELECTRICAL SYSTEMS
26 05 34 CONDUIT
26 05 35 SURFACE RACEWAYS
26 05 37 BOXES
26 05 53 IDENTIFICATION FOR ELECTRICAL SYSTEMS
26 09 23 LIGHTING CONTROL DEVICES
26 24 16 PANELBOARDS
26 27 17 EQUIPMENT WIRING
26 27 26 WIRING DEVICES
26 51 00 INTERIOR LIGHTING

DIVISION 27 - COMMUNICATIONS

27 15 00 COMMUNICATIONS HORIZONTAL CABLING
27 40 00 AUDIO VIDEO DISTRIBUTION SYSTEM
27 51 17 SOUND AND INTERCOMMUNICATIONS SYSTEM
27 51 30 DISTRIBUTED SYSTEMS (CATV)
27 53 14 MASTER CLOCK AND PROGRAM SYSTEM

DIVISION 28 - ELECTRONIC SAFETY AND SECURITY

28 31 00 FIRE ALARM SYSTEM

DIVISION 31 - EARTHWORK

NOT USED

DIVISION 32 - EXTERIOR IMPROVEMENTS

32 13 13 CONCRETE WALKS
32 92 23 SODDING

DIVISIONS 33 - 49

NOT USED

END OF TABLE OF CONTENTS

DOCUMENT 00 31 26 - EXISTING HAZARDOUS MATERIAL INFORMATION

1.1 EXISTING HAZARDOUS MATERIAL INFORMATION

A. This Document with its referenced attachments is part of the Procurement and Contracting Requirements for Project. They provide Owner's information for Bidders' convenience and are intended to supplement rather than serve in lieu of Bidders' own investigations. They are made available for Bidders' convenience and information, but are not a warranty of existing conditions. This Document and its attachments are not part of the Contract Documents.

B. An existing asbestos report for Project, prepared by ECS Capitol Services, PLLC, dated April 14, 2017, is available for viewing as appended to this Document.

C. Related Requirements:

1. Document 00 21 13 "Instructions to Bidders" for the Bidder's responsibilities for examination of Project site and existing conditions.
2. Section 02 41 19 "Selective Demolition"" for notification requirements if materials suspected of containing hazardous materials are encountered.

END OF DOCUMENT 00 31 26

DOCUMENT 00 31 26 - EXISTING HAZARDOUS MATERIAL INFORMATION - ADDENDUM 1

LIMITED ASBESTOS-CONTAINING MATERIALS SAMPLING EVENT

GUNSTON MIDDLE SCHOOL

2700 SOUTH LANG STREET
ARLINGTON, VIRGINIA 22206

ECS PROJECT NO. 47:1346-C1

FOR

ARLINGTON COUNTY PUBLIC SCHOOLS

APRIL 14, 2017

TABLE OF CONTENTS

PAGE

1.0 PURPOSE 1

2.0 METHODOLOGY 1

2.1 Asbestos-Containing Materials 1

3.0 RESULTS 1

3.1 Asbestos-Containing Materials 1

3.2 Suspect or Assumed Asbestos-Containing Materials 2

4.0 RECOMMENDATIONS AND REGULATORY REQUIREMENTS 3

4.1 Asbestos-Containing Materials 3

5.0 LIMITATIONS 4

TABLE OF APPENDICES

Appendix I: Drawings

Appendix II: Site Photographs

Appendix III: Asbestos Bulk Sample Results

Appendix IV: Laboratory Report(s)

1.0 PURPOSE

The property is located at 2700 South Lang Street in Arlington, Virginia. As requested by Arlington County Public Schools (APS), the survey was limited to testing suspect materials identified by Ms. Cook. While on-site, ECS was escorted by Ms. Cook. Sampling was limited to the materials and locations identified by Ms. Cook in Rooms G65, G63, GS62, and the Conference Room. No other areas or materials of the subject building were included in this survey.

2.0 METHODOLOGY

ECS performed the authorized Scope of Services in general accordance with our proposal, standard industry practice(s) and methods specified by regulation(s) for the identification of Asbestos-Containing Materials (ACMs).

2.1 Asbestos-Containing Materials

The non-invasive asbestos sampling was performed by an asbestos inspector who has received EPA accredited training and is licensed by the Commonwealth of Virginia. Samples of suspect ACMs were collected utilizing hand tools and placed into individual, labeled plastic bags. Unique bulk suspect ACM samples were submitted to Scientific Analytical Institute, Inc. in Greensboro, North Carolina for analysis via Polarized Light Microscopy (PLM) in accordance with current EPA-600 methodology. Materials consisting of additional layers were analyzed separately. Scientific Analytical Institute, Inc. is listed as an accredited laboratory by the National Voluntary Laboratory Accreditation Plan (NVLAP) managed by the National Institute of Standards and Technology (NIST) for bulk sample analysis by currently approved EPA methodology by PLM.

During the survey, ECS attempted to identify suspect ACMs in readily accessible areas. However, due to the destructive means required to identify some materials, certain areas were deemed inaccessible (i.e. behind walls or sub grade materials) and were not surveyed for suspect ACMs.

Samples were collected in general accordance with EPA Standard 40 CFR 763 Subpart E, Asbestos Hazard Emergency Response Act (AHERA) and OSHA Standard 29 CFR 1926.1101 Inspection Protocol. Multiple samples of each unique material were submitted. Samples were analyzed using “Positive Stop” methodology. If one sample of a homogeneous material is reported to contain asbestos, the remaining samples of that material are not analyzed. EPA regulations stipulate that if one sample contains asbestos the entire quantity of that material contains asbestos, regardless of additional analysis.

3.0 RESULTS

The following is a summary of laboratory results, findings and observations.

3.1 Asbestos-Containing Materials

An Asbestos-Containing Material (ACM) is defined as any material containing more than one percent (>1%) asbestos as determined using the method specified in Appendix A, Subpart F, 40 CFR Part 763, Section 1, PLM. Materials are categorized by the U.S. EPA in the following categories:

- Friable ACMs are defined as any ACM that, when dry, can be crumbled, pulverized or reduced to powder by hand pressure.
- Non-friable ACMs are defined as any ACM that, when dry, cannot be crumbled, pulverized, or reduced to powder by hand pressure.
- Category I non-friable ACM are listed as following: packings, gaskets, resilient floor coverings, and asphalt roofing products containing more than one percent (>1%) asbestos.
- Category II non-friable ACM are listed as any material, excluding Category I non-friable ACM, containing more than one percent (>1%) asbestos.

Regulated Asbestos Containing Materials (RACMs) are friable ACM or non-friable ACM that will be or has been subjected to sanding, grinding, cutting, or abrading or has crumbled, been pulverized, or reduced to powder in the course of renovation and/or demolition operations.

Two (2) of the bulk samples submitted for analysis were reported to contain asbestos in detectable concentrations. These materials are summarized below. A complete list of the sampled materials submitted for analysis and sample locations are located in the Appendix of this report. Additional details regarding the overall locations of the materials identified as asbestos-containing are provided further in the report. Photographs of collected samples reported as asbestos-containing are also located in the Appendix of this report.

In total, fifteen bulk samples were submitted to the laboratory of which fifteen layers were analyzed.

Summary of Asbestos-Containing Materials Identified

Location	Material Description	Analytical Result	Category
Room G65	Residual Brown/Gray Window Caulk	10% Chrysotile	Category II Non-Friable
Room GS62	Residual Black Mirror Dot Mastic	4% Chrysotile	Category II Non-Friable
Please note that these identified asbestos-containing materials may be present in other areas of the subject building.			

3.2 Suspect or Assumed Asbestos-Containing Materials

Due to the inaccessibility or the destructive means that asbestos sampling requires, additional suspect ACMs may remain within the building hidden behind inaccessible areas that include, but are not limited to, sub-grade walls, structural members, topping slabs, sub-grade sealants, flooring located below underlayments, areas behind exterior walls, pipe trenches, and subsurface utilities, etc. These areas were deemed inaccessible and were not assessed.

If these materials are discovered during construction activities, they should be presumed to contain asbestos and be treated as ACMs or be sampled immediately upon discovery and prior to disturbance for asbestos content by a certified asbestos inspector in accordance with 29 CFR 1926.1101.

4.0 RECOMMENDATIONS AND REGULATORY REQUIREMENTS

Based on our understanding of the purpose of this sampling event including future plans for renovation, etc., the laboratory analysis, our findings and observations, ECS presents the following recommendations.

4.1 Asbestos-Containing Materials

By definition, materials which contain greater than one percent (> 1%) asbestos are considered asbestos-containing materials (ACMs). Friable materials (i.e., able to be crumbled, pulverized, and/or reduced to powder by hand pressure when dry) will easily produce airborne asbestos fibers if disturbed. Non-friable materials may also produce airborne asbestos fibers if disturbed.

ECS recommends where a material type has been identified as asbestos containing that all other materials with similar color, texture, age and size throughout the building's interior and exterior be assumed to contain asbestos. Please refer to Section 4.1 for a complete list of building materials that were reported positive for asbestos.

Suspect ACMs not observed due to inaccessibility or not sampled due to the destructive means that sampling would require may be encountered during construction activities. At the time of the survey, only limited destructive means were used to locate or sample suspect ACMs; therefore, additional suspect ACMs may remain within inaccessible areas that include, but are not limited to, sub-grade walls, structural members, topping slabs, exterior areas, sub-grade sealants, flooring located below underlayments, vapor barriers, pipe trenches and other subsurface utilities, etc. If additional suspect ACMs are uncovered which were not accessible during this survey, it is recommended that these materials either be assumed to contain asbestos or be sampled prior to disturbance upon discovery for asbestos content by an asbestos inspector in accordance with 29 CFR 1926.1101.

Federal and local regulations require ACMs be removed prior to disturbance by renovation. ECS recommends the identified ACMs reported to be present within the building during renovation activities be removed and disposed of by a Commonwealth of Virginia certified asbestos abatement contractor if they are to be impacted.

Prior to abatement, a 20-calendar day notification to Virginia Department of the Environment and 10-Day notification to US EPA may be required. These notifications are normally filed by the abatement contractor.

If ACMs are to be removed, it is recommended that an industrial hygienist monitor the project. This involves collecting air samples from within and outside abatement work areas to monitor the asbestos abatement contractor's work practices over the course of the project. The industrial hygienist should inform the general contractor if the asbestos abatement contractor is not performing the work in accordance with project specifications, U.S. EPA regulation 40 CFR Part 61-National Emission Standards for Hazardous Air Pollutants Subpart M: National Emission Standard for Asbestos, and U.S. Occupational Safety and Health Administration (OSHA) regulation 29 CFR 1926.1101 – Asbestos in Construction.

The industrial hygienist should assess each work area to monitor the removal of ACMs. Only after the industrial hygienist has determined the identified ACMs have been removed should final clearance air samples be collected.

Should any identified ACM remain in place, ECS recommends the development and implementation of a site-specific Asbestos Operations and Maintenance Plan detailing routine maintenance and repair operations, contractor notification procedures, and all other requirements under OSHA – reference 29 CFR 1926.1101.

5.0 LIMITATIONS

The conclusions and recommendations presented within this report are based upon a reasonable level of assessment within normal bounds and standards of professional practice for a site in this particular geographic setting. ECS is not responsible or liable for the discovery and elimination of hazards that may potentially cause damage, accidents, or injuries.

The observations, conclusions, and recommendations pertaining to environmental conditions at the subject site are necessarily limited to conditions observed, and/or materials reviewed at the time this study was undertaken. No warranty, expressed or implied, is made with regard to the conclusions and recommendations presented within this report. This report is provided for the exclusive use of the client. This report is not intended to be used or relied upon in connection with other projects or by other unidentified third parties without the written consent of ECS and the client.

Our recommendations are in part based on federal, state, and local regulations and guidelines. ECS does not assume the responsibility of the person(s) in charge of the site, or otherwise undertake responsibility for reporting to any local, state, or federal public agencies, any conditions at the site that may present a potential danger to public health, safety, or the environment. Under this scope of services, ECS assumes no responsibility regarding any response actions initiated as a result of these findings. General compliance with regulations and response actions are the sole responsibility of the Client and should be conducted in accordance with local, state, and/or federal requirements.

During this study, samples were submitted for analysis at an accredited laboratory via polarized light microscopy. As with any similar survey of this nature, actual conditions exist only at the precise locations from which samples were collected. Certain inferences are based on the results of this sampling and related testing to form a professional opinion of conditions in areas beyond those from which the samples were collected. No other warranty, expressed or implied, is made.

Appendix I: Drawings

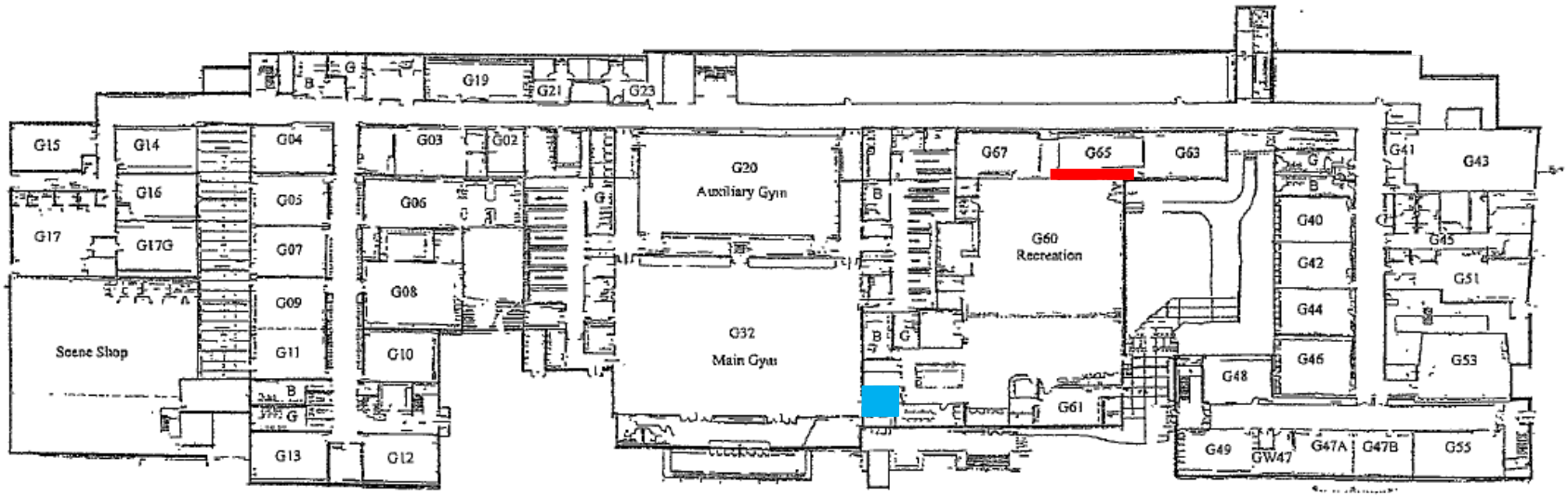

Legend:

Residual Brown/Gray Caulk

Residual Black Mirror Dot Mastic

Source: Unknown

Scale: NTS

Gunston Middle School
2700 S Lang St
Arlington, VA 22206

Approximate Asbestos-Containing Materials Sample Location Diagram
ECS Project No. 47:1346-C1

Appendix II: Site Photographs

1 - View of Asbestos-Containing Residual Brown/Gray Window Caulk above the Suspended Ceiling in Room G65. Sample No. 040617MH-08.

2 - View of Asbestos-Containing Residual Black Mirror Mastic in Room GS62. Sample No. 040617MH-10.

Appendix III: Asbestos Bulk Sample Results

TABLE 1

BULK SAMPLING OF SUSPECT ASBESTOS-CONTAINING MATERIALS

Sample #	Sample Location	Material/Description	Analytical Results
040617MH-01	Room G63 - Weight Room	Cream Mirror Mastic	NAD
040617MH-02	Room G63 - Weight Room	Cream Mirror Mastic	NAD
040617MH-03	Room G65 - Arts and Crafts Room	Gray Sink Undercoat	NAD
040617MH-04	Room G65 - Arts and Crafts Room	Gray Sink Undercoat	NAD
040617MH-05	Room G65 - Arts and Crafts Room	HVAC Insulation Wrap with White Seam Mastic	NAD
040617MH-06	Room G65 - Arts and Crafts Room	HVAC Insulation Wrap with White Seam Mastic	NAD
040617MH-07	Room G65 - Arts and Crafts Room	HVAC Insulation Wrap with White Seam Mastic	NAD
040617MH-08	**Room G65 - Arts and Crafts Room**	**Residual Brown/Gray Window Caulk**	**10% Chrysotile**
040617MH-09	Room G65 - Arts and Crafts Room	Residual Brown/Gray Window Caulk	N/A
040617MH-10	Room GS62 - Sprinkler/Janitor Closet	Black Floor Mastic	NAD
040617MH-11	Room GS62 - Sprinkler/Janitor Closet	Black Floor Mastic	NAD
040617MH-12	**Room GS62 - Sprinkler/Janitor Closet**	**Residual Black Mirror Dot Mastic**	**4% Chrysotile**
040617MH-13	Room GS62 - Sprinkler/Janitor Closet	Residual Black Mirror Dot Mastic	N/A
040617MH-14 - A	Gymnasium Lobby	12" x 12" Tan with Brown Streaks Floor Tile underneath Carpet	NAD
040617MH-14 - B	Gymnasium Lobby	Black Mastic associated with 12" x 12" Tan with Brown Streaks Floor Tile	NAD
040617MH-15 - A	Gymnasium Lobby	12" x 12" Tan with Brown Streaks Floor Tile underneath Carpet	NAD
040617MH-15 - B	Gymnasium Lobby	Black Mastic associated with 12" x 12" Tan with Brown Streaks Floor Tile	NAD

Notes:
Bold = Asbestos Containing Material
NAD = No Asbestos Detected
N/A = Sample Not Analyzed; Positive Stop

Appendix IV: Laboratory Report(s)

Bulk Asbestos Analysis

By Polarized Light Microscopy
EPA Method: 600/R-93/116 and 600/M4-82-020

NVLAP Lab Code: 200664-0

Customer: ECS Chantilly
14026 Thunderbolt Place
Suite 100
Chantilly, VA 20151

Attn: Michael Hamill

Project: 1346-C1/Gunston Middle School

Lab Order ID: 1707159
Analysis ID: 1707159_PLM
Date Received: 4/7/2017
Date Reported: 4/7/2017

Sample ID *Lab Sample ID*	Description *Lab Notes*	Asbestos	Fibrous Components	Non-Fibrous Components	Attributes Treatment
040617MH-01 *1707159PLM_1*	Cream Mirror Mastic	None Detected		100% Other	Cream Non Fibrous Homogeneous Dissolved
040617MH-02 *1707159PLM_2*	Cream Mirror Mastic	None Detected		100% Other	Cream Non Fibrous Homogeneous Dissolved
040617MH-03 *1707159PLM_3*	Gray Sink Undercoat	None Detected	10% Cellulose	90% Other	Gray Non Fibrous Homogeneous Dissolved
040617MH-04 *1707159PLM_4*	Gray Sink Undercoat	None Detected	10% Cellulose	90% Other	Gray Non Fibrous Homogeneous Dissolved
040617MH-05 *1707159PLM_5*	HVAC Insulation Wrap with White Seam Mastic	None Detected	50% Cellulose 10% Wollastonite	40% Other	White Non Fibrous Homogeneous Dissolved
040617MH-06 *1707159PLM_6*	HVAC Insulation Wrap with White Seam Mastic	None Detected	50% Cellulose 10% Wollastonite	40% Other	White Non Fibrous Homogeneous Dissolved
040617MH-07 *1707159PLM_7*	HVAC Insulation Wrap with White Seam Mastic	None Detected	50% Cellulose 10% Wollastonite	40% Other	White Non Fibrous Homogeneous Dissolved
040617MH-08 *1707159PLM_8*	Residual Brown/Gray Window Caulk	10% Chrysotile		90% Other	Brown, Gray Non Fibrous Homogeneous Ashed, Dissolved

Disclaimer: Due to the nature of the EPA 600 method, asbestos may not be detected in samples containing low levels of asbestos. We strongly recommend that analysis of floor tiles, vermiculite, and/or heterogeneous soil samples be conducted by TEM for confirmation of "None Detected" by PLM. This report relates only to the samples tested and may not be reproduced, except in full, without the written approval of SAI. This report may not be used by the client to claim product endorsement by NVLAP or any other agency of the U.S. government. Analytical uncertainty available upon request. Scientific Analytical Institute participates in the NVLAP Proficiency Testing program. Unless otherwise noted blank sample correction was not performed. Estimated MDL is 0.1%.

Philip Szabo (17)

Analyst

Approved Signatory

P-F-002 r15 1/15/2018

Bulk Asbestos Analysis

By Polarized Light Microscopy
EPA Method: 600/R-93/116 and 600/M4-82-020

NVLAP Lab Code: 200664-0

Customer: ECS Chantilly
14026 Thunderbolt Place
Suite 100
Chantilly, VA 20151

Attn: Michael Hamill

Project: 1346-C1/Gunston Middle School

Lab Order ID: 1707159
Analysis ID: 1707159_PLM
Date Received: 4/7/2017
Date Reported: 4/7/2017

Sample ID *Lab Sample ID*	Description *Lab Notes*	Asbestos	Fibrous Components	Non-Fibrous Components	Attributes Treatment
040617MH-09 *1707159PLM_9*	Residual Brown/Gray Window Caulk	**Not Analyzed**			
040617MH-10 *1707159PLM_10*	Black Floor Mastic	**None Detected**		**100% Other**	Black Non Fibrous Homogeneous Dissolved
040617MH-11 *1707159PLM_11*	Black Floor Mastic	**None Detected**		**100% Other**	Black Non Fibrous Homogeneous Dissolved
040617MH-12 *1707159PLM_12*	Black Mirror Dot Mastic	**4% Chrysotile**		**96% Other**	Black Non Fibrous Homogeneous Dissolved
040617MH-13 *1707159PLM_13*	Black Mirror Dot Mastic	**Not Analyzed**			
040617MH-14 - A *1707159PLM_14*	12" x 12" Tan with Brown Streaks Floor Tile with associated Black Mastic under *tile*	**None Detected**		**100% Other**	Tan, Brown Non Fibrous Homogeneous Dissolved
040617MH-14 - B *1707159PLM_16*	12" x 12" Tan with Brown Streaks Floor Tile with associated Black Mastic under *mastic*	**None Detected**		**100% Other**	Black Non Fibrous Homogeneous Dissolved
040617MH-15 - A *1707159PLM_15*	12" x 12" Tan with Brown Streaks Floor Tile with associated Black Mastic under *tile*	**None Detected**		**100% Other**	Tan, Brown Non Fibrous Homogeneous Dissolved

Disclaimer: Due to the nature of the EPA 600 method, asbestos may not be detected in samples containing low levels of asbestos. We strongly recommend that analysis of floor tiles, vermiculite, and/or heterogeneous soil samples be conducted by TEM for confirmation of "None Detected" by PLM. This report relates only to the samples tested and may not be reproduced, except in full, without the written approval of SAI. This report may not be used by the client to claim product endorsement by NVLAP or any other agency of the U.S. government. Analytical uncertainty available upon request. Scientific Analytical Institute participates in the NVLAP Proficiency Testing program. Unless otherwise noted blank sample correction was not performed. Estimated MDL is 0.1%.

Philip Szabo (17)

Analyst

Approved Signatory

Bulk Asbestos Analysis

By Polarized Light Microscopy
EPA Method: 600/R-93/116 and 600/M4-82-020

NVLAP Lab Code: 200664-0

Customer: ECS Chantilly
14026 Thunderbolt Place
Suite 100
Chantilly, VA 20151

Attn: Michael Hamill

Project: 1346-C1/Gunston Middle School

Lab Order ID: 1707159
Analysis ID: 1707159_PLM
Date Received: 4/7/2017
Date Reported: 4/7/2017

Sample ID *Lab Sample ID*	Description *Lab Notes*	Asbestos	Fibrous Components	Non-Fibrous Components	Attributes Treatment
040617MH-15 - B	12" x 12" Tan with Brown Streaks Floor Tile with associated Black Mastic under	None Detected		100% Other	Black Non Fibrous Homogeneous
1707159PLM_17					Dissolved

Disclaimer: Due to the nature of the EPA 600 method, asbestos may not be detected in samples containing low levels of asbestos. We strongly recommend that analysis of floor tiles, vermiculite, and/or heterogeneous soil samples be conducted by TEM for confirmation of "None Detected" by PLM. This report relates only to the samples tested and may not be reproduced, except in full, without the written approval of SAI. This report may not be used by the client to claim product endorsement by NVLAP or any other agency of the U.S. government. Analytical uncertainty available upon request. Scientific Analytical Institute participates in the NVLAP Proficiency Testing program. Unless otherwise noted blank sample correction was not performed. Estimated MDL is 0.1%.

Philip Szabo (17)

Analyst

Approved Signatory

1707159

Client:	ECS Mid-Atlantic, LLC	***Instructions:***
Contact:	Michael Hamill	*Use Column "B" for your contact info*
Address:	14026 Thunderbolt Place, Suite	
Phone:	(703)-471-8400	*To See an Example Click the bottom Example Tab.*
Fax:		
Email:	mhamill@ecslimited.com	***Enter samples between "<<" and ">>"***
Project:	1346-C1/Gunston Middle School	***Begin Samples with a "<< "above the first sample and end with a ">>" below the last sample.***
Client Notes:		*Only Enter your data on the first sheet "Sheet1"*
	Positive Stop	
P.O. #.	1346-C1/Gunston Middle School	*Note: Data 1 and Data 2 are optional fields that do not show up on the official report, however they will be included in the electronic data returned to you to facilitate your reintegration of the report data.*
Date Submitted:	4/6/2016 0:00	
Analysis:	PLM EPA 600/R-93/116	
TurnAroundTime:	12-hour TAT	

Scientific Analytical Institute

4604 Dundas Drive
Greensboro, NC 27407
Phone: 336.292.3888
Fax: 336.292.3313
Email: lab@sailab.com

Sample Number	Data 1	Sample Description	Data 2
<<			
040617MH-01	Room G63 - Weight Room	Cream Mirror Mastic	
040617MH-02	Room G63 - Weight Room	Cream Mirror Mastic	
040617MH-03	Room G65 - Arts and Crafts Room	Gray Sink Undercoat	
040617MH-04	Room G65 - Arts and Crafts Room	Gray Sink Undercoat	
040617MH-05	Room G65 - Arts and Crafts Room	HVAC Insulation Wrap with White Seam Mastic	
040617MH-06	Room G65 - Arts and Crafts Room	HVAC Insulation Wrap with White Seam Mastic	
040617MH-07	Room G65 - Arts and Crafts Room	HVAC Insulation Wrap with White Seam Mastic	
040617MH-08	Room G65 - Arts and Crafts Room	Residual Brown/Gray Window Caulk	
040617MH-09	Room G65 - Arts and Crafts Room	Residual Brown/Gray Window Caulk	
040617MH-10	Janitor Closet by the Gymnasium	Black Floor Mastic	
040617MH-11	Janitor Closet by the Gymnasium	Black Floor Mastic	
040617MH-12	Janitor Closet by the Gymnasium	Black Mirror Dot Mastic	
040617MH-13	Janitor Closet by the Gymnasium	Black Mirror Dot Mastic	
040617MH-14	Gymnasium Lobby	12" x 12" Tan with Brown Streaks Floor Tile with associated Black Mastic underneath Carpet	
040617MH-15	Gymnasium Lobby	12" x 12" Tan with Brown Streaks Floor Tile with associated Black Mastic underneath Carpet	
>>			

4/7
BKelley 10:30A

Accepted ☑

Rejected ☐

Relinquished By michael Hamill

Received By

PHASING LEGEND

PHASE 1
JUNE 31, 2017 - AUGUST 25, 2017

PHASE 2
JUNE 31, 2017 - SEPTEMBER 29, 2017

DATES ARE TO BE CONFIRMED WITH THE OWNER

PHASES

PHASE 1 - CONSTRUCTION WHILE BUILDING IS NOT FULLY OCCUPIED

- CLASSROOMS F001, F004, F006
- STORAGE F030 (ALTERNATE 2)
- STORAGE F035 AND STORAGE F036 (ALTERNATE 1)
- CORRIDOR F003
- PARTIAL AREA OF CORRIDOR F002

PHASE 2 - COMMUNITY CENTER AREA

- CLASSROOMS F005, F009
- WEIGHT ROOM F020
- KITCHEN F010
- STORAGE F016
- MULTIPURPOSE ROOM F008
- PARTIAL AREA OF CORRIDOR F002
- OUTDOOR EXISTING AREA AS INDICATED ON THE PHASING PLAN F1/G203

GENERAL NOTES

1. ALL PHASING TO BE CONFIRMED WITH OWNER AND CONTRACTOR PRIOR TO START OF CONSTRUCTION.
2. ALL MEANS OF EGRESS FROM OCCUPIED AREAS ARE TO BE MAINTAINED DURING CONSTRUCTION.
3. ONCE PHASE 1 IS TURNED OVER, A FENCE WILL BE NEEDED AROUND THE PHASE 2 SITE AREA TO KEEP SEPARATION FROM STUDENTS AND CONSTRUCTION.
4. RESTORE DISTURBED GRASS WITH SOD.
6. PROTECT YARD INLET WITH SILT FENCE DURING THE SITE WORK.

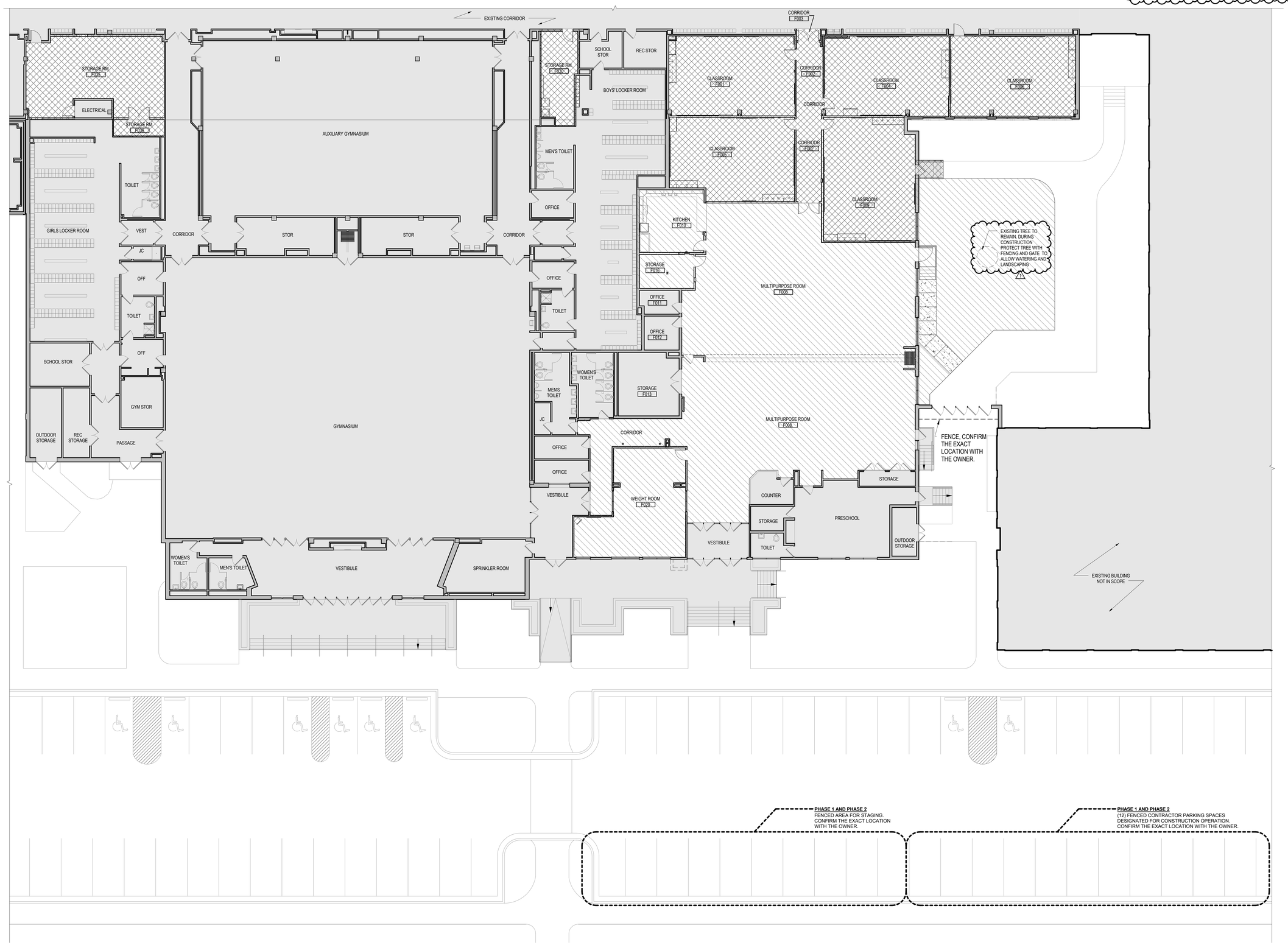

F1 G203 **GROUND FLOOR PHASING AND SITE PLAN**
3/32" = 1'-0"

Stantec

Stantec Architecture Inc.
11415 Isaac Newton Square
Reston, VA 20190-5005
Tel: (571) 521-7510
www.stantec.com

Copyright Reserved

The Contractor shall verify and be responsible for all dimensions. DO NOT scale the drawing - any errors or omissions shall be reported to Stantec without delay.
The Copyrights to all designs and drawings are the property of Stantec. Reproduction or use for any purpose other than that authorized by Stantec is forbidden.

Consultants

100% CONSTRUCTION DOCUMENTS
05.11.17

Arlington Public Schools

Key Plan (NTS)

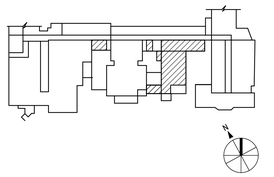

Revision	By	Appd	YYYY.MM.DD
ADDENDUM 1			05.25.17

Issued	By	Appd	YYYY.MM.DD
100% CONSTRUCTION DOCUMENTS			05.11.17
100% SCHEMATIC DESIGN			02.17.17

Permit-Seal

Client/Project
GUNSTON MIDDLE SCHOOL RENOVATION

Title
GROUND FLOOR PHASING AND SITE PLAN

Project No.

Scale
As indicated

Revision
1

Drawing No.
G203

C:\Users\Public\Documents\Local_Revit_Files\tm_arch_Gunston MS 2016_218320166_Ani.Mencke@stantec.com.rvt
5/25/2017 3:22:35 PM
ORIGINAL SHEET - ARCH E1 (30"x42")

DEMOLITION FLOOR PLAN KEYNOTES

1. REMOVE BASE & WALL CABINETS, COUNTER, SINKS, AND STORAGE. CAP PLUMBING CONCEALED FROM VIEW AND AS INDICATED ON PLUMBING DRAWINGS. PATCH HOLES IN FLOOR IN PREPARATION TO RECEIVE NEW FLOOR FINISH. REMOVE ALL WALL MOUNTED ACCESSORIES & CASEWORK
2. REMOVE EXISTING MOP SINK. CAP PLUMBING CONCEALED FROM VIEW AND AS INDICATED ON PLUMBING DRAWINGS.
3. REMOVE EXISTING WINDOW FRAME, GLAZING AND ALL ASSOCIATED ACCESSORIES
4. REMOVE BASE ON ALL SIDES OF EXISTING COLUMNS. PROTECT & PATCH COLUMN AND MAKE READY TO RECEIVE FINISHES INDICATED
5. SALVAGE AND RELOCATE EXISTING CEILING MOUNTED TELEVISION, VCR AND BRACKET AS SHOWN ON NEW WORK PLAN, REF C1/A132
6. REMOVE ALL EXISTING WEIGHT ROOM EQUIPMENT AND STORE ON SITE IN SECURE, WEATHERPROOF, TEMPORARY CONTAINER IN LOCATION DIRECTED BY OWNER
7. REMOVE EXISTING MIRRORS. PATCH WALL TO RECIEVE NEW FINISHES
8. SALVAGE AND RELOCATE EXISTING VENDING MACHINES AS SHOWN ON NEW WORK PLAN, REF C1/A132
9. SALVAGE AND TURN OVER TO OWNER ALL CLOCKS, FIRE ALARM DEVICES, EXIT SIGNS, PULL STATIONS, STROBES, NAC PANELS, SIGNAGE AND SECURITY CAMERAS. COORDINATE W/ELEC DEMO PLAN. COORDINATE RELOCATION OF SIGNAGE AND CAMERAS W/ ARCHITECT AND OWNER
10. CLEAN, PATCH AND REFINISH EXISTING RAILINGS
11. REMOVE EXISTING FLOORING FINISH, BASE, AND ADHESIVE. LEVEL THE SLAB BEFORE INSOLATION OF THE NEW FLOOR FINISH. PATCH FLOORS TO MATCH EXISTING CONDITIONS AND TO RECEIVE NEW FLOORING AS INDICATED
12. EXISTING STORMWATER PIPE TO REMAIN
13. REMOVE ALL MARKER BOARDS, CHALK BOARDS, TACK BOARDS, SMART BOARDS, ASSOCIATED ACCESSORIES AND ADHESIVES. SALVAGE AND TURN OVER TO OWNER ALL EXISTING SMART BOARDS
14. REMOVE PORTION OF FLOOR FINISH TO EXTENTS INDICATED AND PREPARE AREA TO RECEIVE NEW WORK
15. REMOVE DOOR AND FRAME ASSEMBLY IN ITS ENTIRETY, PREPARE AREA TO RECEIVE NEW WORK, TYP. SALVAGE ALL DOOR HARDWARE AND TURN OVER TO OWNER
16. REMOVE AND RELOCATE EXISTING DISPLAY CASE AS SHOWN ON NEW WORK PLAN, REF C1/A132
17. WALL-MOUNTED LOCKERS SALVAGE AND TURN OVER TO OWNER
18. WALL-MOUNTED SUGGESTIONS BOX, SALVAGE AND TURN OVER TO OWNER
19. REMOVE EXISTING WARDROBE
20. EXISTING METAL SHELVING SALVAGE AND TURN OVER TO OWNER
21. REMOVE EXISTING COUNTERTOP
22. REMOVE EXISTING WASHER & DRYER AND APPLICABLE PLUMBING PIPES, SEE PLUMBING DRAWINGS. PATCH HOLES IN THE FLOOR AND WALLS IN PREPARATION TO RECEIVE NEW FINISH
23. REMOVE ALL SHOWERS, DRAINS, AND ASSOCIATED ACCESSORIES, TYP. CAP PLUMBING CONCEALED FROM VIEW AND AS INDICATED ON PLUMBING DRAWINGS.
24. REMOVE EXISTING FLOOR DRAINS. DEMOLISH & LEVEL SLOPED FLOOR TO PREPARE FOR NEW FINISHES, TYP.
25. EXISTING CONTROL JOINT TO REMAIN. CLEAN AND REPAIR WALL AND FLOOR COVERS.
26. REMOVE EXISTING TILE BENCHES
27. REMOVE TRENCH DRAIN AND PREPARE SLAB TO RECEIVE LEVELING INFILL
28. REMOVE WALL SHELVING AND PATCH HOLES IN WALLS IN PREPARATION TO RECEIVE NEW FINISHES
29. EXISTING WALL MOUNTED SOAP DISPENSER, HAND DRYER, TRASH CAN AND PAPER TOWEL HOLDER TO REMAIN
30. REMOVE EXITING WALL MOUNTED SHOWER UNITS AND PATCH HOLES IN THE WALLS IN PREPARATION TO RECEIVE NEW FINISHES. CAP PLUMBING CONCEALED FROM VIEW AND AS INDICATED ON PLUMBING DRAWINGS.
31. EXISTING ELECTRICAL PANEL TO REMAIN. REMOVE RUST AND DAMAGED PAINT AS REQUIRED TO RECEIVE NEW PAINT
32. SALVAGE EXISTING FIRE EXTINGUISHER, TURN OVER TO OWNER
33. REMOVE EXISTING OVEN (1)
34. REMOVE THE EXISTING FREEZER
35. REMOVE BASE, COUNTER, PATCH HOLES IN FLOOR IN PREPARATION TO RECEIVE NEW FLOOR FINISH
36. EXISTING STEEL COLUMN TO REMAIN
37. REMOVE COUNTERTOP AND RELOCATE THE COUNTER'S CORNER SUPPORTING LEG
38. REMOVE EXISTING METAL PANEL, PATCH WALL TO RECIEVE NEW FINISHES
39. REMOVE EXISTING KICK PLATE, PATCH WALL TO RECIEVE NEW FINISHES
40. EXISTING ELECTRICAL PANEL TO REMAIN
41. SALVAGE AND RELOCATE EXISTING PHONE AS SHOWN ON NEW WORK PLAN, REF F1/A131
42. DEMOLISH THE EXTERIOR WALL AND PREPARE THE AREA TO RECEIVE THE NEW SCHEDULED DOOR
43. SALVAGE AND RELOCATE EXISTING DEFIBULATOR AS SHOWN ON NEW WORK PLAN, REF F1/A131 (1)

DEMOLITION LEGEND

- INDICATES AREA OF NO WORK
- EXISTING TO REMAIN
- EXISTING WALLS TO REMAIN
- EXISTING WALLS TO BE DEMOLISHED
- EXISTING DOOR/FRAME TO REMAIN
- EXISTING DOOR/FRAME TO BE REMOVED

CUTTING AND PATCHING NOTES

1. PROVIDE MATERIALS FOR CUTTING AND PATCHING WHICH WILL RESULT IN EQUAL-OR-BETTER WORK THAN THAT BEING CUT OR PATCHED.
2. REMOVE EXISTING CONSTRUCTION SO AS NOT TO DAMAGE EXISTING CONSTRUCTION THAT IS TO REMAIN. PATCH FLOORS, WALLS AND CEILINGS IN A RECTANGULAR PATTERN TO MATCH EXISTING CONDITIONS AND MAKE THEM READY TO RECEIVE ANY NEW FINISHES INDICATED.
3. CAP PLUMBING LINES THAT ARE TO BE REMOVED FLUSH WITH FLOOR OR WALL, OR REMOVE THEM COMPLETELY. PATCH FLOORS AND WALLS TO MATCH EXISTING CONDITIONS. REFER TO PLUMBING DOCUMENTS FOR ADDITIONAL REQUIREMENTS.
4. WHERE EXISTING FLOORING, CEILINGS OR WALL FINISHES ARE TO BE REMOVED AND REPLACED WITH NEW FINISHES, SURFACES TO REMAIN SHALL BE STRIPPED CLEAN OF ALL EXISTING FINISHES AND MADE READY TO RECEIVE NEW FINISHES.
5. INSPECT FLOORS TO RECEIVE NEW FINISHES PRIOR TO BID. COMPLETELY REMOVE FLOOR FINISHES TO BE REPLACED UON. CLEAN AND PROPERLY PREPARE THE EXISTING SUBSTRATE PRIOR TO INSTALLATION OF NEW FINISH MATERIAL. STRIP, PATCH, AND FILL TO PROVIDE A SMOOTH, DURABLE SURFACE FREE OF BURRS AND ADHESIVE AND SUITABLE FOR APPLICATION OF NEW FINISH MATERIAL. UNDER CUT OF DOORS TO ACCOMMODATE NEW FLOOR FINISH WHERE NEW FINISH IS THICKER THAN ORIGINAL FINISH.
6. TOOTH EXISTING MASONRY WHERE EXISTING MASONRY ABUTS NEW MASONRY IN THE SAME WALL PLANE. NEW MASONRY SHALL MATCH EXISTING MATERIAL, COLOR, COURSING AND BOND PATTERN.

GENERAL DEMOLITION NOTES

1. ALL DEMOLITION WORK TO BE PERFORMED IN COMPLIANCE WITH ALL APPLICABLE CODES, LAWS & REGULATIONS INCLUDING OWNER REQUIREMENTS.
2. PRIOR TO THE COMMENCEMENT OF DEMOLITION WORK, INSPECT ALL AREAS IN WHICH WORK IS TO BE PERFORMED. THE EXISTING BUILDING INFORMATION SHOWN WAS COMPILED FROM DRAWINGS FURNISHED BY THE OWNER. THESE DRAWINGS WERE NOT 'AS-BUILT' DRAWINGS & ACTUAL CONDITIONS / DIMENSIONS MAY VARY FROM WHAT IS INDICATED. VERIFY ALL CONDITIONS / DIMENSIONS PRIOR TO DEMOLITION. NOTIFY THE ARCHITECT IMMEDIATELY IF A HIDDEN FIELD CONDITION IS UNCOVERED OR A DISCREPENCIES IN THE CONTRACT DOCUMENTS ARE FOUND THAT CONFLICTS WITH THE INTENDED FINAL PRODUCT & REQUIRES MODIFICATIONS TO THE LAYOUT.
3. PROTECT ADJACENT AREAS FROM DUST, EXCESSIVE NOISE & / OR DISRUPTION OF OPERATION. ANY WORK WHICH INTERFERES WITH THE OWNER'S OPERATION OF THE SURROUNDING AREAS & ANY INTERUPTION OF SERVICES INCLUDING THE SHUTDOWN OF UTILITIES SHALL BE PERFORMED AT A TIME APPROVED BY THE OWNER.
4. PROTECT EXISTING STRUCTURES, FINISHES, UTILITIES & OTHER ITEMS SCHEDULED TO REMAIN. AREAS THAT ARE DAMAGED BY SELECTIVE EMOLITION SHALL BE PATCHED, REPAIRED & FINISHED OR REPLACED TO MATCH EXISTING ADJACENT SURFACES AT NO EXPENSE TO THE OWNER.
5. ONLY WORKERS SKILLED AND KNOWLEDGEABLE IN THEIR REPECTIVE TRADES SHALL BE EMPLOYED IN THE DEMOLITION WORK.
6. PROVIDE TEMPORARY BARRICADES AND OTHER FORMS OF PROTECTION AS REQUIRED TO PROTECT OWNER'S PERSONNEL AND GENERAL PUBLIC FROM INJURY DUE TO DEMOLITION WORK. PROVIDE A PROPER MEANS OF EGRESS AS REQUIRED FOR OCCUPIED AREAS PER CODE DURING CONSTRUCTION. EGRESS MUST ALSO BE MAINTAINED WITHIN THE CONSTRUCTION AREA.
7. COORDINATE DEMOLITION THAT IS WITHIN 7 FEET OF FIRE ALARM PULL STATIONS WITH THE FIRE MARSHAL PRIOR TO STARTING WORK.
8. PRIOR TO START OF DEMOLITION, SECURE FROM THE OWNER A LIST OF ADDITIONAL EXISTING BUILDING COMPONENTS, EQUIPMENT OR MATERIALS TO BE SALVAGED AND DELIVERED TO THE OWNER. EXERCISE SUFFICIENT CARE IN SALVAGE OPERATIONS SUCH THAT SALVAGED COMPONENTS ARE DELIVERED TO THE OWNER IN THEIR EXISTIN CONDITION PRIOR TO START OF WORK, UON.
9. OWNER ASSUMES NO RESPONSIBILITY FOR ACTUAL CONDITION OF ITEMS OR STRUCTURES TO BE DEMOLISHED. PROVIDE INTERIOR AND/OR EXTERIOR SHORING, BRACING OR SUPPORT AS REQUIRED TO PREVENT MOVEMENT, SETTLEMENT, DAMAGE OR COLLAPSE OF STRUCTURE WITHIN DEMOLITION CONTRACT LIMITS.
10. RECEIVE OWNER AND ARCHITECT PERMISSION PRIOR TO CUTTING OR COMPLETEING DEMOLITION WORK THAT MAY AFFECT THE INTEGRITY OF EXISTING STRUCTURAL MEMBERS.
11. IF HAZARDOUS MATERIALS ARE ENCOUNTERED DURING DEMOLITION OPERATIONS, THE CONTRACTOR IS TO STOP WORK IMMEDIATELY & INFORM THE OWNER'S REPRESENTATIVE & ARCHITECT FOR FURTHER DIRECTION.
12. COORDINATE DEMOLITION WORK WITH PLAN SHEETS A101 & A102.
13. UON IN DRAWINGS, PROVIDE TEMPORARY STEEL ANGLE MASONRY SUPPORT AT NEW OPENINGS CUT IN EXISTING MASONRY WALLS, WHETHER BEARING OR NON-BEARING, WITH MINIMUM 8" BEARING. REFER TO SHEETS A101 & A102 FOR NEW WORK LOCATIONS.
14. SEE MECHANICAL, ELECTRICAL & PLUMBING (MEP) DRAWINGS FOR FULL EXTENT OF DEMOLITION OF EXISTING UTILITIES.
15. DURING THE COURSE OF DEMOLITION, WHEN EXISTING CONCEALED UTILITIES ARE ENCOUNTERED, WORK IN THAT AREA IS TO BE HALTED UNTIL THE STATUS OF UTILITIES HAS BEEN ASCERTAINED BY THE ENGINEER AND AUTHORITY TO PROCEED GIVEN BY THE OWNER.
16. REMOVE, RETAIN OWNERSHIP, & DISCARD ALL DEMOLISHED ITEMS THAT ARE NOT TO BE REUSED OR TURNED OVER TO THE OWNER IN ACCORDANCE WITH ANY APPLICABLE FEDERAL, STATE, & LOCAL REGULATIONS. DEBRIS STORAGE SHALL NOT INFRINGE ON CLEAR PATH OF EGRESS. ITEMS TO BE RETURNED TO THE OWNER SHALL BE COORDINATED WITH THE OWNER PRIOR TO REMOVAL.
17. REMOVE FURRING AS INDICATED AT CMU WALL LOCATIONS. CLEAN AND PATCH MASONRY WALLS SCHEDULED TO REMAIN BEYOND DEMO FURRING, TYP.
18. REMOVE ALL WALL-MOUNTED EQUIPMENT, UNO. SAVE & SALVAGE TO OWNER.
19. REMOVE ANY OVERHEAD ELECTRICAL DROPS. REMOVE DEMOED ELECTRICAL BACK TO THE FIRST "J" BOX ABOVE THE CEILING.
20. REMOVE ANY LOOSE OVERHEAD EXPOSED CABLES, WIRES, CONDUIT, ETC. NO LONGER IN SERVICE.
21. PATCH ALL EXISTING WALLS WHERE DAMAGED BY REMOVAL OF EXISTING WALLS.
22. PATCH ALL EXISTING WALLS WHERE DEMOED OCCURED WHETHER NEW DAMAGE OR EXISTING TO RECEIVE NEW FINISH (1)

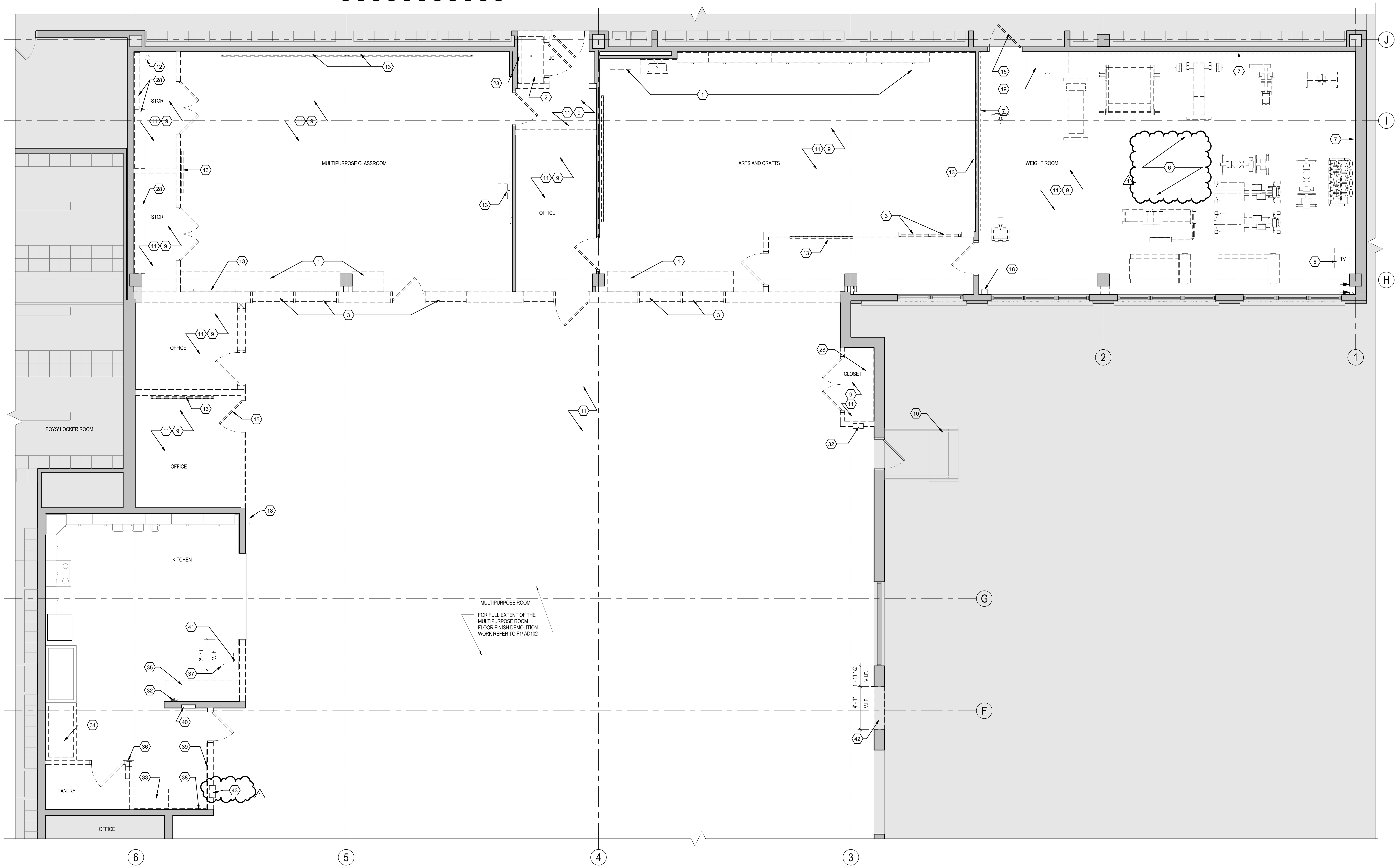

F1 AD101 **BASE BID - GROUND DEMO FLOOR PLAN**
1/4" = 1'-0"

0' 2' 4' 8' 16'

C:\Users\Public\Documents\Local_Revit_Files\stn_arch_Gunston MS 2016_218320166_Ani.Mencke@stantec.com.rvt
5/25/2017 3:22:23 PM

ORIGINAL SHEET - ARCH E1 (30"x42")

Stantec

Stantec Architecture Inc.
11415 Isaac Newton Square
Reston, VA 20190-5005
Tel: (571) 521-7510
www.stantec.com

Copyright Reserved
The Contractor shall verify and be responsible for all dimensions. DO NOT scale the drawing - any errors or omissions shall be reported to Stantec without delay.
The Copyrights to all designs and drawings are the property of Stantec. Reproduction or use for any purpose other than that authorized by Stantec is forbidden.

Consultants

100% CONSTRUCTION DOCUMENTS
05.11.17

Arlington Public Schools

Key Plan (NTS)

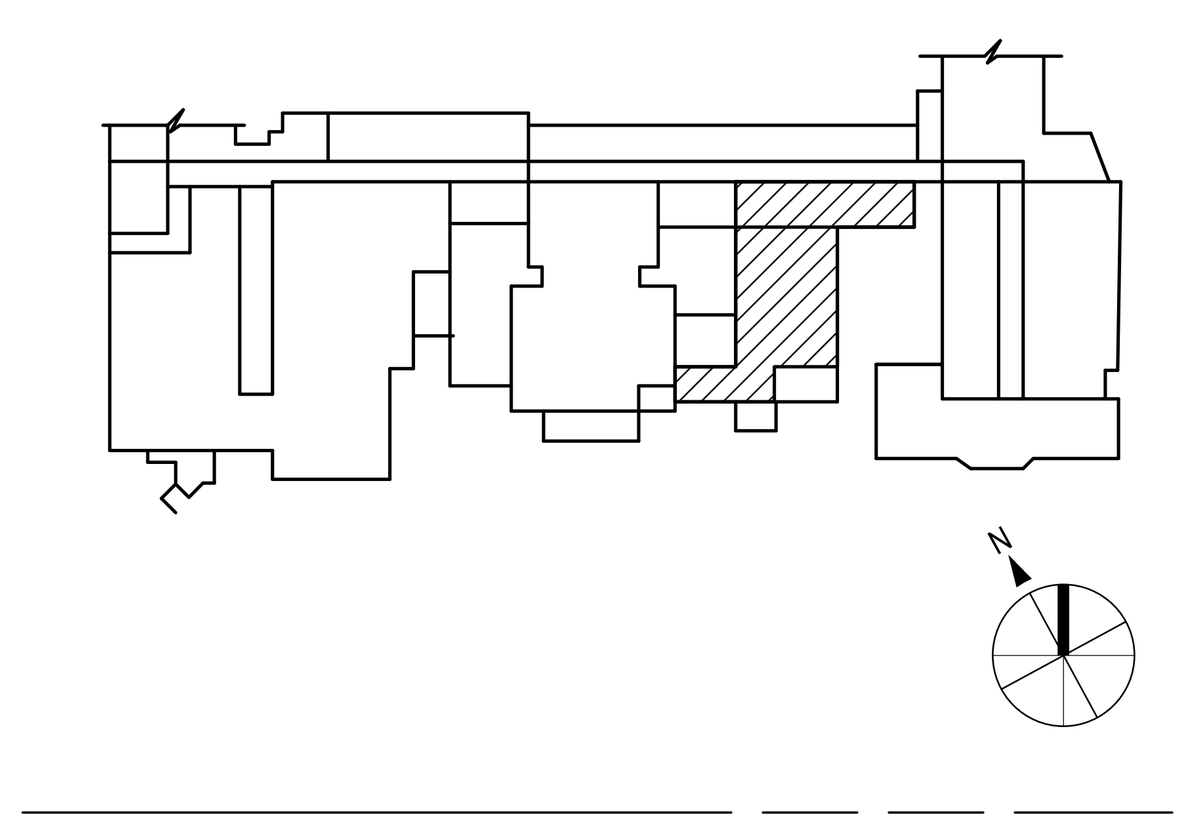

Revision	By	Appd	YYYY.MM.DD
(1) ADDENDUM 1			05.25.17

Issued	By	Appd	YYYY.MM.DD
100% CONSTRUCTION DOCUMENTS			05.11.17
100% SCHEMATIC DESIGN			02.17.17

Permit-Seal

Client/Project
GUNSTON MIDDLE SCHOOL RENOVATION

Title
BASE BID - DEMOLITION GROUND FLOOR PLAN

Project No.

Scale
As indicated

Revision
1

Drawing No.
AD101

PLAN LEGEND

DOOR SWING INDICATOR

NEW DOOR/FRAME

EXISTING DOOR/FRAME TO REMAIN

WALL INDICATION

NEW

EXISTING

REFERENCE SYMBOLS

NIC - DASHED LINES ON FLOOR PLAN INDICATES FURNITURE OR EQUIPMENT NOT IN CONTRACT

ALIGN FACES OF MATERIALS

INDICATES AREA OF NO WORK

1 HOUR EXISTING FIRE WALL

1 HOUR NEW FIRE WALL

C1/ A711 — SECTION REFERENCE

TV — SPECIALTY EQUIPMENT TAG SEE SHEET A132

GENERAL PLAN NOTES

1. GROUND FLOOR REFERENCE ELEVATION 100' - 0"
2. UNLESS NOTED OTHERWISE, ALL DIMENSIONS ARE TO
   - FACE OF GWB
   - FACE OF MASONRY
   - FACE OF CONCRETE

   ALL EXTERIOR DIMENSIONS ARE TO FACE OF BRICK UON.
3. HINGE SIDE OF DOOR OPENINGS TO BE LOCATED 6" FROM FACE OF PERPENDICULAR INTERIOR WALL UON.
4. DRAWINGS SHALL NOT BE SCALED FOR INFORMATION.
5. SEE MECHANICAL, ELECTRICAL, PLUMBING, FIRE PROTECTION AND AV/ IT DRAWINGS FOR EXTENT OF WORK REQUIRED, BUT NOT INDICATED HERE, TYP.
6. MAINTAIN AIR / VAPOR BARRIER CONTINUITY THROUGHOUT EXTERIOR ENVELOPE. SEAL ALL AIR BARRIER / VAPOR RETARDER SEAMS, JOINTS, PENETRATIONS & TERMINATIONS TO OTHER SUBSTRATES AND / OR OTHER AIR / BARRIER / VAPOR RETARDER SYSTEM.
7. FILL ALL VOIDS AROUND GLAZING SYSTEM PERIMETER WITH MINERAL WOOL INSULATION.
8. EXTERIOR STEEL (I. E. RELIEF ANGLES, PLATES, LINTELS, ETC), ARE TO BE GALVANIZED.
9. REFER TO CODE DRAWINGS (G000 SERIES) FOR LOCATIONS & EXTENT OF RATED ASSEMBLIES. IF PARTITION DESIGNATION DISCREPANCY OCCURS BETWEEN THE CODE DRAWING & THE FLOOR PLANS, PROVIDE THE PARTITION TYPE INDICATED WITH THE MOST STRINGENT REQUIREMENTS.
10. SEE SHEET A602 FOR WALL TERMINATION DETAILS. DETAIL TO BE USED IF DETERMINED BY EXISTING CONSTRUCTION CONDITIONS.

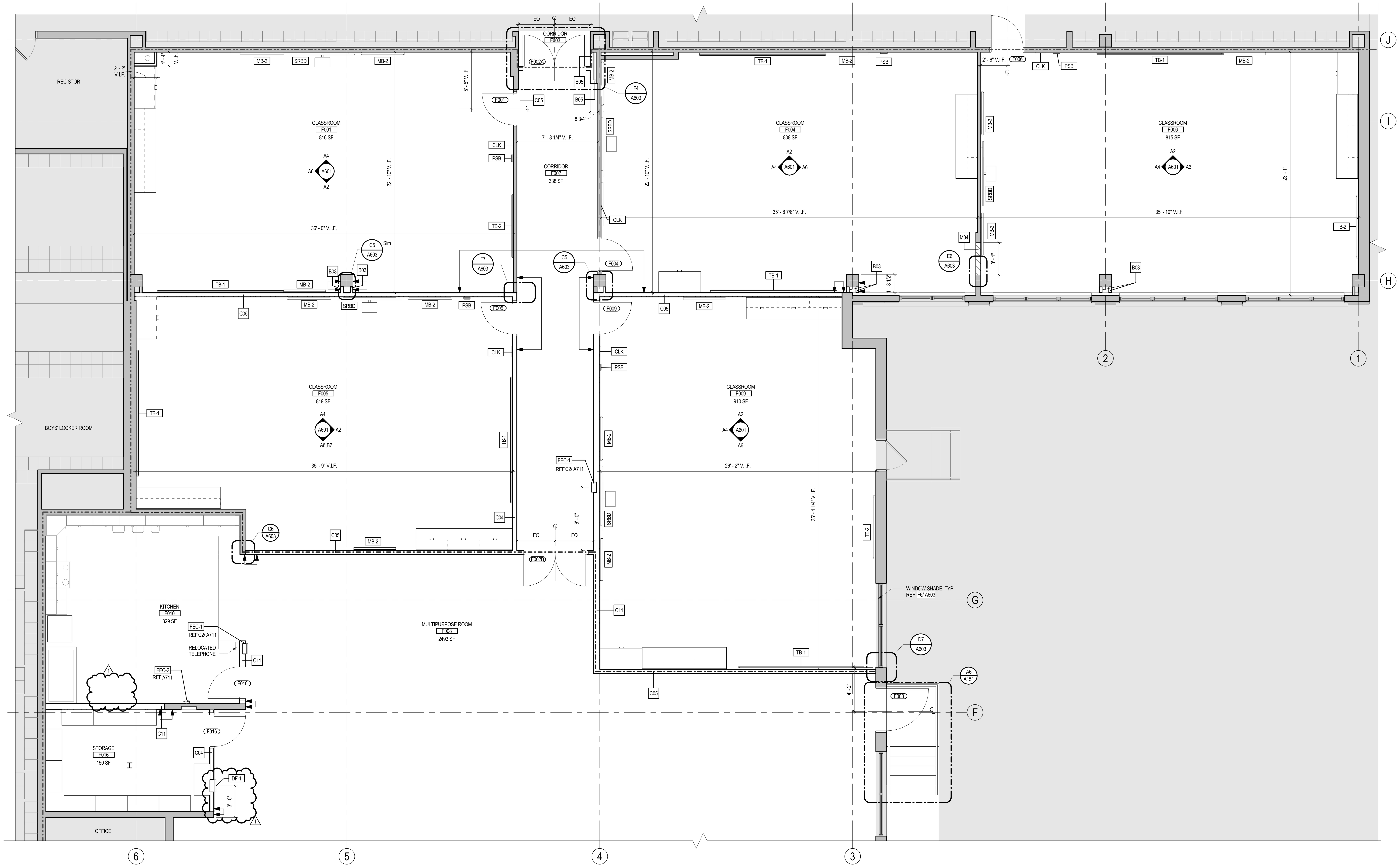

F1 / A101 — BASE BID - GROUND FLOOR PLAN
1/4" = 1'-0"

0' 2' 4' 8' 16'

Stantec

Stantec Architecture Inc.
11415 Isaac Newton Square
Reston, VA 20190-5005
Tel: (571) 521-7510
www.stantec.com

Copyright Reserved

The Contractor shall verify and be responsible for all dimensions. DO NOT scale the drawing - any errors or omissions shall be reported to Stantec without delay.
The Copyrights to all designs and drawings are the property of Stantec. Reproduction or use for any purpose other than that authorized by Stantec is forbidden.

Consultants

100% CONSTRUCTION DOCUMENTS
05.11.17

Arlington Public Schools

Key Plan (NTS)

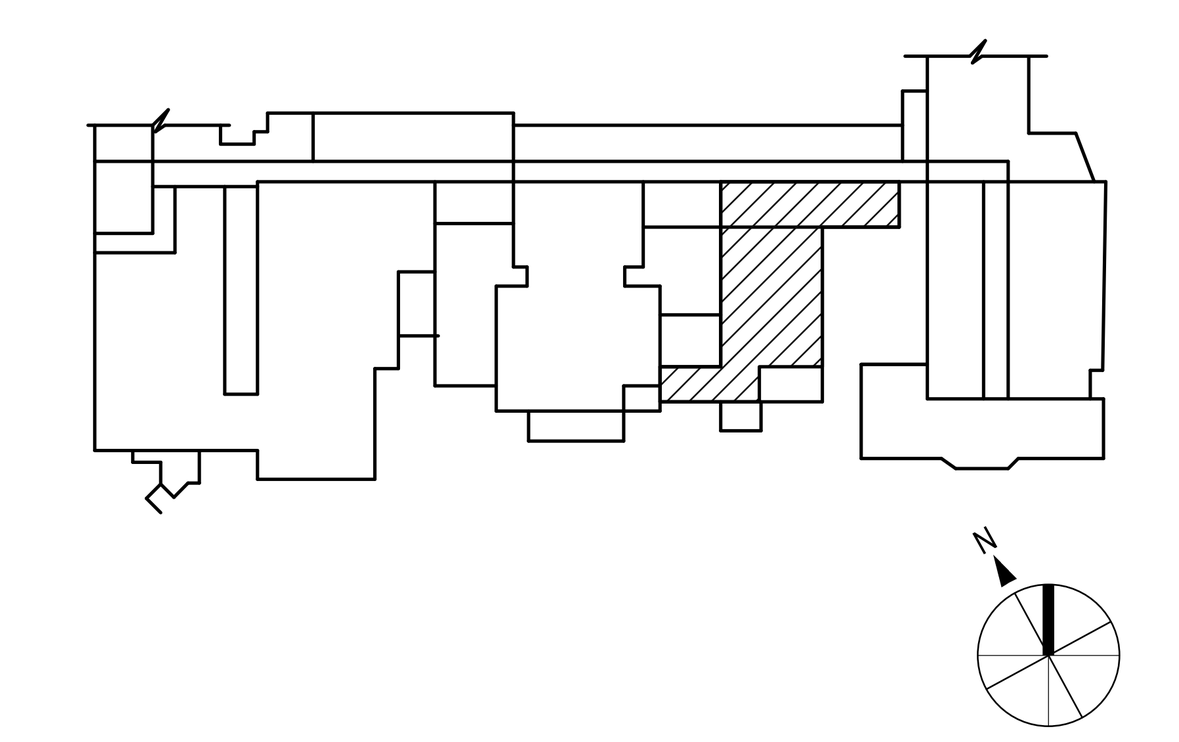

Revision	By	Appd	YYYY.MM.DD
1 ADDENDUM 1			05.25.17

Issued	By	Appd	YYYY.MM.DD
100% CONSTRUCTION DOCUMENTS			05.11.17
100% SCHEMATIC DESIGN			02.17.17

Permit-Seal

Client/Project
GUNSTON MIDDLE SCHOOL RENOVATION

Title
BASE BID - GROUND FLOOR PLAN

Project No.

Scale
1/4" = 1'-0"

Revision
1

Drawing No.
A101

FINISH LEGEND

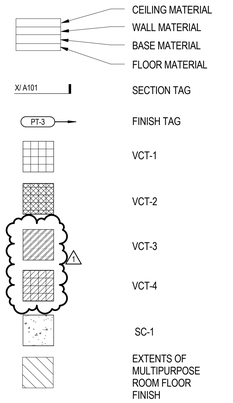

GENERAL COLOR SCHEDULE NOTES

1. MANUFACTURERS NAMES AND IDENTIFICATION NUMBERS ARE LISTED AS A MEANS OF ESTABLISHING A STANDARD OF TYPE, FUNCTION, COLOR, AND QUALITY. REFER TO PROJECT MANUAL FOR ADDITIONAL MANUFACTURERS & PROCEDURES.
2. THE CONTRACTOR SHALL SUBMIT TO THE ARCHITECT SAMPLES OF FINISH MATERIALS FOR APPROVAL BEFORE MATERIALS ARE APPLIED ON THE JOB.
3. PAINT ANY VENTS, GRILLES, PIPING, FEC, ETC. SAME COLOR AS ADJACENT WALL UON.
4. UNDESIGNATED PAINTED CMU WALLS TO BE MARK "P1."
5. ALL INTERIOR HOLLOW METAL DOOR AND WINDOW FRAMES SHALL BE PAINTED TO MATCH MARK "P2" UON
6. ALL EXTERIOR HOLLOW METAL DOORS SHALL BE PAINTED TO MATCH MARK "P2" (INTERIOR FACE) AND "P3" (EXTERIOR FACE).
7. ALL INTERIOR DOORS SHALL BE WOOD DOORS STAINED, UON.
8. HOLLOW METAL HANDRAILS SHALL BE PAINTED TO MATCH MARK "P2."
9. ALL BASE CABINETS, WALL CABINETS, SHELVING AND MISC. CASEWORK SCHEDULED TO BE WOOD SHALL BE STAINED "WD1."
10. TERMINATE ALL ACCENT PAINTS ON INSIDE CORNERS ONLY UNLESS OTHERWISE INDICATED.
11. REFER TO FINISH SCHEDULE FOR ADDITIONAL NOTES AND INFORMATION.
12. ALL COLORS MAY NOT BE MARKED ON PLANS. MATERIALS NOT NOTED WILL BE COVERED UNDER GENERAL NOTES OR WILL BE PICKED ON THE JOB BY THE ARCHITECT.

GENERAL ROOM FINISH NOTES

1. REFER TO FLOOR PLANS, CEILING PLANS, INTERIOR ELEVATIONS, SECTIONS AND DETAILS FOR ADDITIONAL INFORMATION AND EXTENT OF EACH FINISH WHEN MORE THAN ONE FINISH IS INDICATED FOR ANY SPACE.
2. REFER TO CEILING PLANS FOR HEIGHTS OF CEILINGS, BULKHEADS, SOFFITS, ETC.
3. PAINT ALL EXPOSED STEEL LADDERS, LINTELS, HUNG PLATES, HAND AND GUARD RAILS, STAIRS & STRINGERS.
4. PAINT ALL EXPOSED STEEL COLUMNS, TRUSSES, JOISTS, BEAMS, DECK, AND MISCELLANEOUS BRIDGING, ANGLES, PLATES, ETC.
5. FIELD PAINT ALL ELECTRICAL PANELS EXCEPT WHEN PANELS ARE LOCATED IN ELECTRICAL CLOSETS AND MECHANICAL ROOMS.
6. PROVIDE SEALANT AT INTERSECTIONS OF DISSIMILAR MATERIALS, COMPLYING WITH SPECIFICATIONS, DRAWINGS, AND AS RECOMMENDED BY MANUFACTURER.
7. FLOOR MATERIAL CHANGES BETWEEN ROOMS TO OCCUR UNDER DOOR (UON).
8. SEAL ALL EXPOSED CONCRETE FLOORS.
9. PROVIDE CJ's AT GYP. BD. CEILINGS AT 30'-0" OC MAX. (UON)
10. ELECTRICAL OUTLETS, CLOCKS, PA SPEAKERS OR OTHER DEVICES SHOW ON THE ARCH DWGS SERVE TO ALERT OTHER SUBCONTRACTORS OF THE PRESENCE OF SUCH DEVICES. CONSULT THE ELECTRICAL DRAWINGS FOR FURTHER INFORMATION AND ADVISE ARCHITECT OF ANY CONFLICT OF LOCATION OR TYPE OF DEVICES SHOWN.
11. WALL AND CEILING FINISHES SHALL INCLUDE ALL PROJECTIONS, BEAM ENCLOSURES, RECESSES, BULKHEADS, MATERIAL CHANGES, OR OTHER ENCLOSURES.
12. PROVIDE ACOUSTICAL WALL PANELS INDICATED ON INTERIOR ELEVATIONS, WALL SECTIONS & BLDG. SECTIONS.
13. WHERE CONFLICT EXISTS BETWEEN FINISH SCHEDULE AND MATERIALS SHOWN ON OTHER PLANS, THE MORE EXPENSIVE FINISH MATERIALS SHALL TAKE PRECEDENCE.
14. REFER TO REFLECTED CEILING PLANS FOR CEILING HEIGHTS.
15. TYPICAL DOOR THRESHOLD SHALL BE D1/A123, UON.

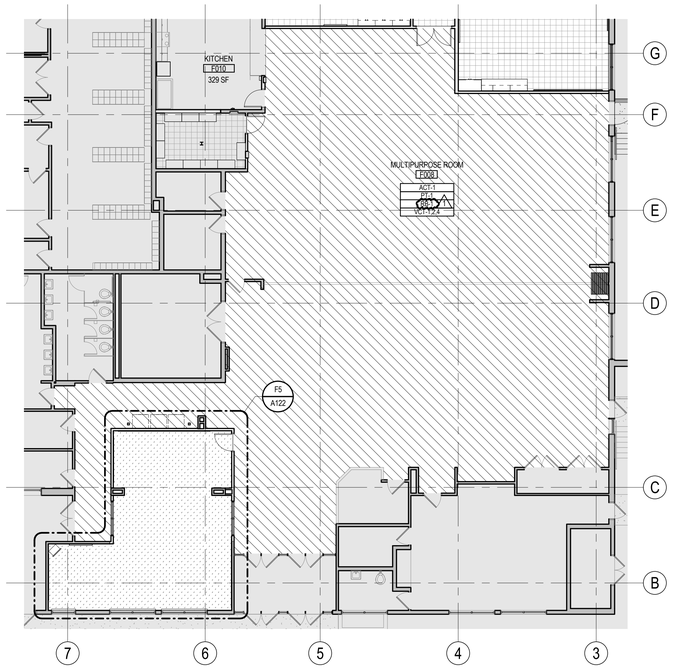

F2 / A122 BASE BID - GROUND FLOOR FINISH PLAN - MULTIPURPOSE ROOM
3/32" = 1'-0"

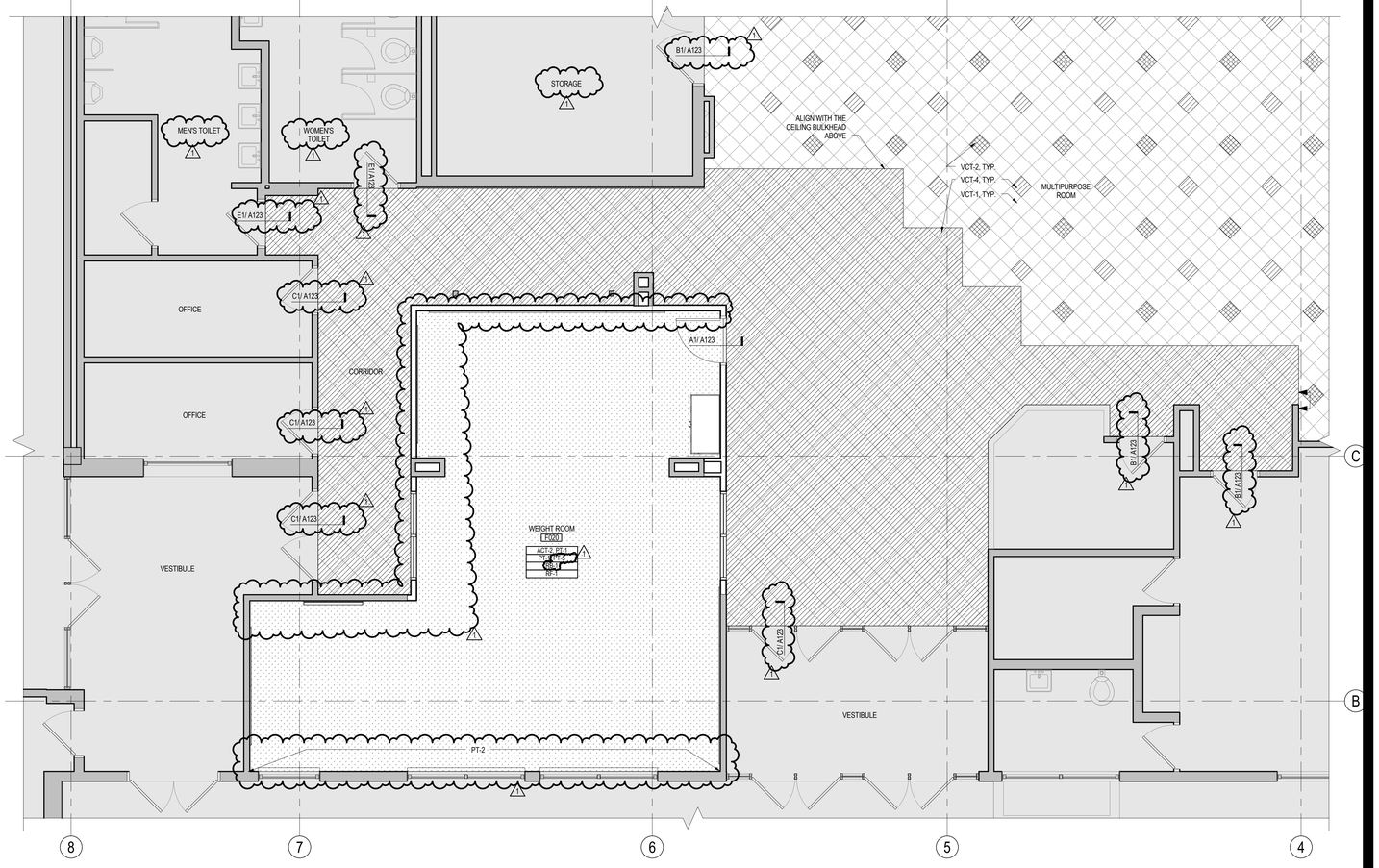

F5 / A122 BASE BID - GROUND FLOOR FINISH PLAN
1/4" = 1'-0"

Stantec

Stantec Architecture Inc.
11415 Isaac Newton Square
Reston, VA 20190-5005
Tel: (571) 521-7510
www.stantec.com

Copyright Reserved

The Contractor shall verify and be responsible for all dimensions. DO NOT scale the drawing - any errors or omissions shall be reported to Stantec without delay.
The Copyrights to all designs and drawings are the property of Stantec. Reproduction or use for any purpose other than that authorized by Stantec is forbidden.

Consultants

100% CONSTRUCTION DOCUMENTS
05.11.17

Arlington Public Schools

Key Plan (NTS)

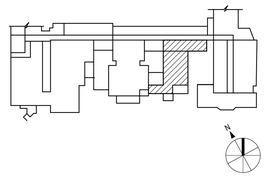

Revision	By	Appd	
1 ADDENDUM 1			05.25.17 YYYY.MM.DD

Issued	By	Appd	
100% CONSTRUCTION DOCUMENTS			05.11.17
100% SCHEMATIC DESIGN			02.17.17 YYYY.MM.DD

Permit-Seal

Client/Project
GUNSTON MIDDLE SCHOOL RENOVATION

Title
BASE BID - FINISH PLAN

Project No.

Scale

Revision
1

Drawing No.
A122

C:\Users\Public\Documents\Vizcraft_Revit_Files\Vm_arch_Gunston MS 2014_2.18.2016_Arc.Mendez@stantec.com.rvt
5/25/2017 3:21:30 PM

ORIGINAL SHEET - ARCH E1 (30"x42")

FINISH LEGEND

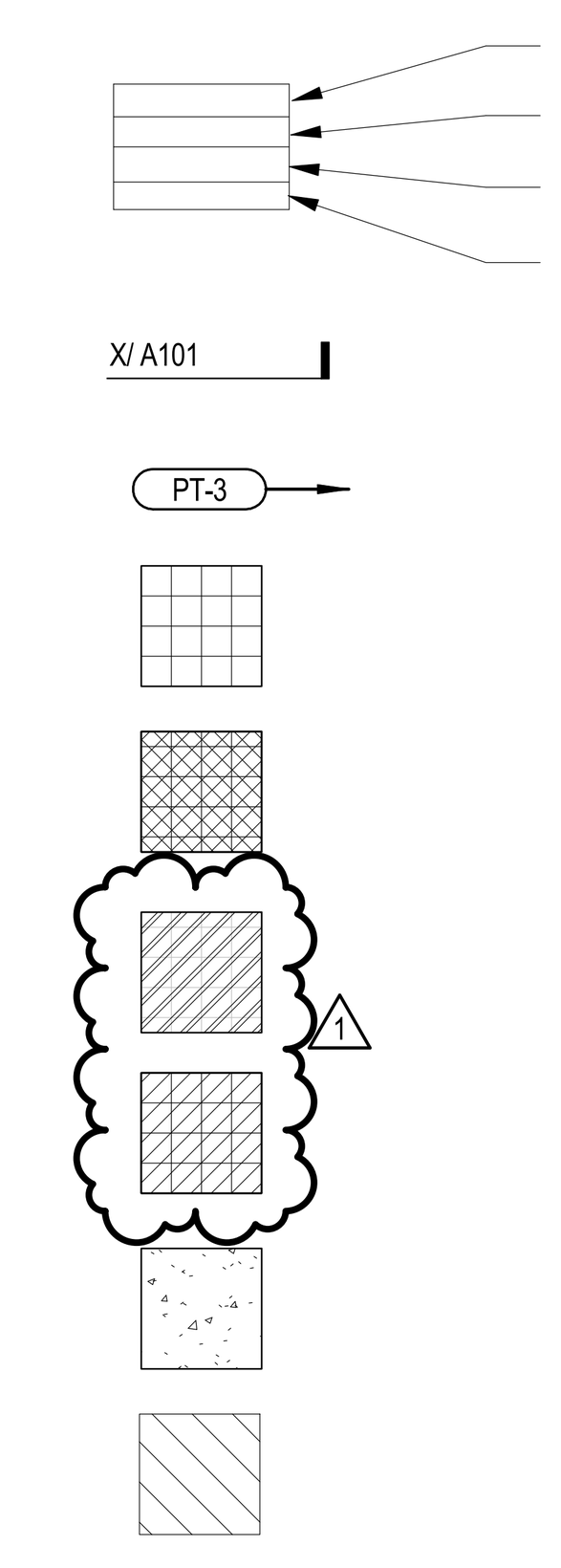

- CEILING MATERIAL
- WALL MATERIAL
- BASE MATERIAL
- FLOOR MATERIAL
- SECTION TAG
- FINISH TAG
- VCT-1
- VCT-2
- VCT-3
- VCT-4
- SC-1
- EXTENTS OF MULTIPURPOSE ROOM FLOOR FINISH

GENERAL COLOR SCHEDULE NOTES

1. MANUFACTURERS NAMES AND IDENTIFICATION NUMBERS ARE LISTED AS A MEANS OF ESTABLISHING A STANDARD OF TYPE, FUNCTION, COLOR, AND QUALITY. REFER TO PROJECT MANUAL FOR ADDITIONAL MANUFACTURERS & PROCEDURES.
2. THE CONTRACTOR SHALL SUBMIT TO THE ARCHITECT SAMPLES OF FINISH MATERIALS FOR APPROVAL BEFORE MATERIALS ARE APPLIED ON THE JOB.
3. PAINT ANY VENTS, GRILLES, PIPING, FEC, ETC. SAME COLOR AS ADJACENT WALL UON.
4. UNDESIGNATED PAINTED CMU WALLS TO BE MARK "P1."
5. ALL INTERIOR HOLLOW METAL DOOR AND WINDOW FRAMES SHALL BE PAINTED TO MATCH MARK "P2" UON
6. ALL EXTERIOR HOLLOW METAL DOORS SHALL BE PAINTED TO MATCH MARK "P2" (INTERIOR FACE) AND "P3" (EXTERIOR FACE).
7. ALL INTERIOR DOORS SHALL BE WOOD DOORS STAINED, UON.
8. HOLLOW METAL HANDRAILS SHALL BE PAINTED TO MATCH MARK "P2."
9. ALL BASE CABINETS, WALL CABINETS, SHELVING AND MISC. CASEWORK SCHEDULED TO BE WOOD SHALL BE STAINED "WD1."
10. TERMINATE ALL ACCENT PAINTS ON INSIDE CORNERS ONLY UNLESS OTHERWISE INDICATED.
11. REFER TO FINISH SCHEDULE FOR ADDITIONAL NOTES AND INFORMATION.
12. ALL COLORS MAY NOT BE MARKED ON PLANS. MATERIALS NOT NOTED WILL BE COVERED UNDER GENERAL NOTES OR WILL BE PICKED ON THE JOB BY THE ARCHITECT.

GENERAL ROOM FINISH NOTES

1. REFER TO FLOOR PLANS, CEILING PLANS, INTERIOR ELEVATIONS, SECTIONS AND DETAILS FOR ADDITIONAL INFORMATION AND EXTENT OF EACH FINISH WHEN MORE THAN ONE FINISH IS INDICATED FOR ANY SPACE.
2. REFER TO CEILING PLANS FOR HEIGHTS OF CEILINGS, BULKHEADS, SOFFITS, ETC.
3. PAINT ALL EXPOSED STEEL LADDERS, LINTELS, HUNG PLATES, HAND AND GUARD RAILS, STAIRS & STRINGERS.
4. PAINT ALL EXPOSED STEEL COLUMNS, TRUSSES, JOISTS, BEAMS, DECK, AND MISCELLANEOUS BRIDGING, ANGLES, PLATES, ETC.
5. FIELD PAINT ALL ELECTRICAL PANELS EXCEPT WHEN PANELS ARE LOCATED IN ELECTRICAL CLOSETS AND MECHANICAL ROOMS.
6. PROVIDE SEALANT AT INTERSECTIONS OF DISSIMILAR MATERIALS, COMPLYING WITH SPECIFICATIONS, DRAWINGS, AND AS RECOMMENDED BY MANUFACTURER.
7. FLOOR MATERIAL CHANGES BETWEEN ROOMS TO OCCUR UNDER DOOR (UON).
8. SEAL ALL EXPOSED CONCRETE FLOORS.
9. PROVIDE CJ's AT GYP. BD. CEILINGS AT 30'-0" OC MAX. (UON)
10. ELECTRICAL OUTLETS, CLOCKS, PA SPEAKERS OR OTHER DEVICES SHOW ON THE ARCH DWGS SERVE TO ALERT OTHER SUBCONTRACTORS OF THE PRESENCE OF SUCH DEVICES. CONSULT THE ELECTRICAL DRAWINGS FOR FURTHER INFORMATION AND ADVISE ARCHITECT OF ANY CONFLICT OF LOCATION OR TYPE OF DEVICES SHOWN.
11. WALL AND CEILING FINISHES SHALL INCLUDE ALL PROJECTIONS, BEAM ENCLOSURES, RECESSES, BULKHEADS, MATERIAL CHANGES, OR OTHER ENCLOSURES.
12. PROVIDE ACOUSTICAL WALL PANELS INDICATED ON INTERIOR ELEVATIONS, WALL SECTIONS & BLDG. SECTIONS.
13. WHERE CONFLICT EXISTS BETWEEN FINISH SCHEDULE AND MATERIALS SHOWN ON OTHER PLANS, THE MORE EXPENSIVE FINISH MATERIALS SHALL TAKE PRECEDENCE.
14. REFER TO REFLECTED CEILING PLANS FOR CEILING HEIGHTS.
15. TYPICAL DOOR THRESHOLD SHALL BE D1/A123, UON.

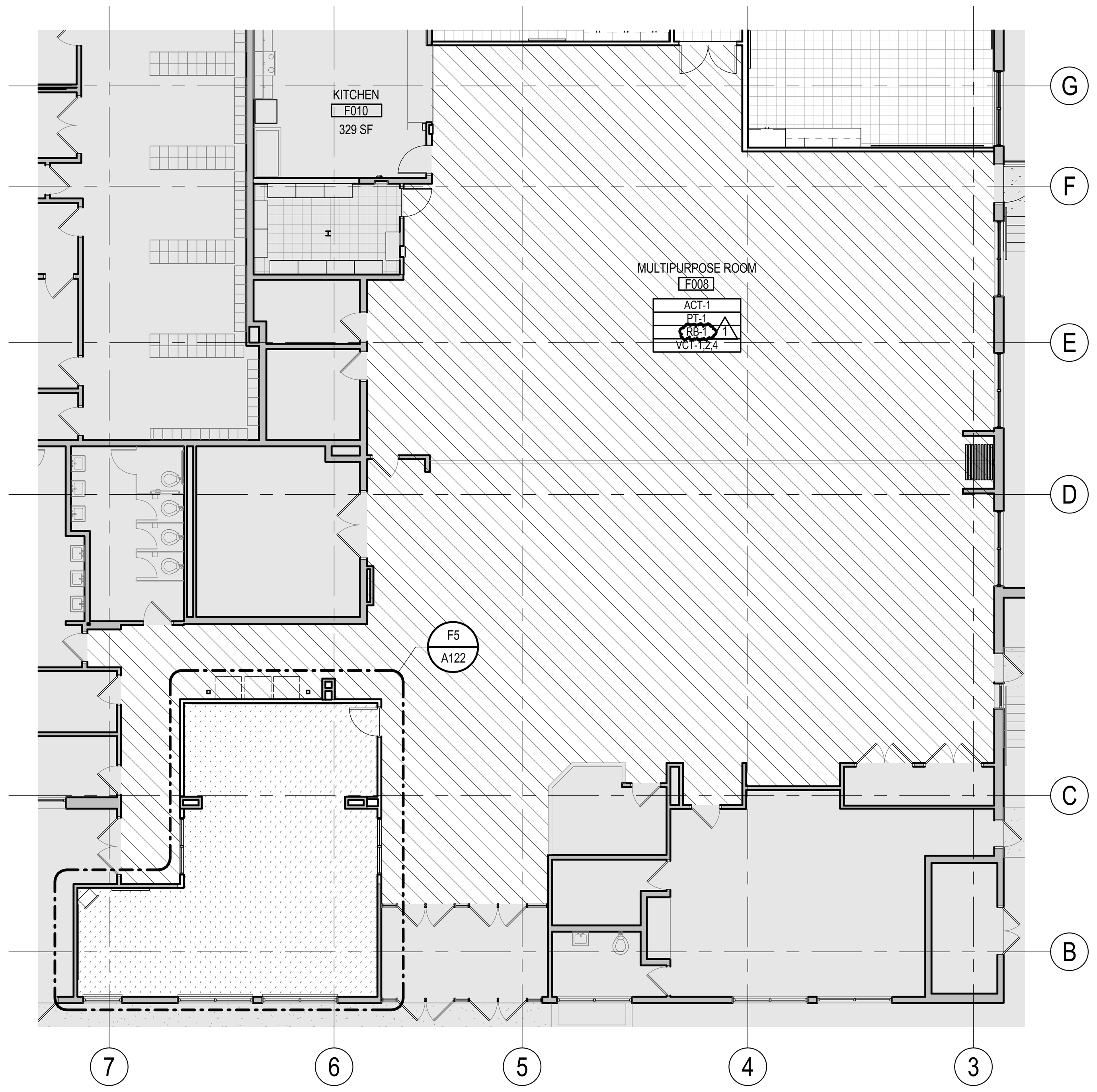

F2 A122 **BASE BID - GROUND FLOOR FINISH PLAN - MULTIPURPOSE ROOM**
3/32" = 1'-0"

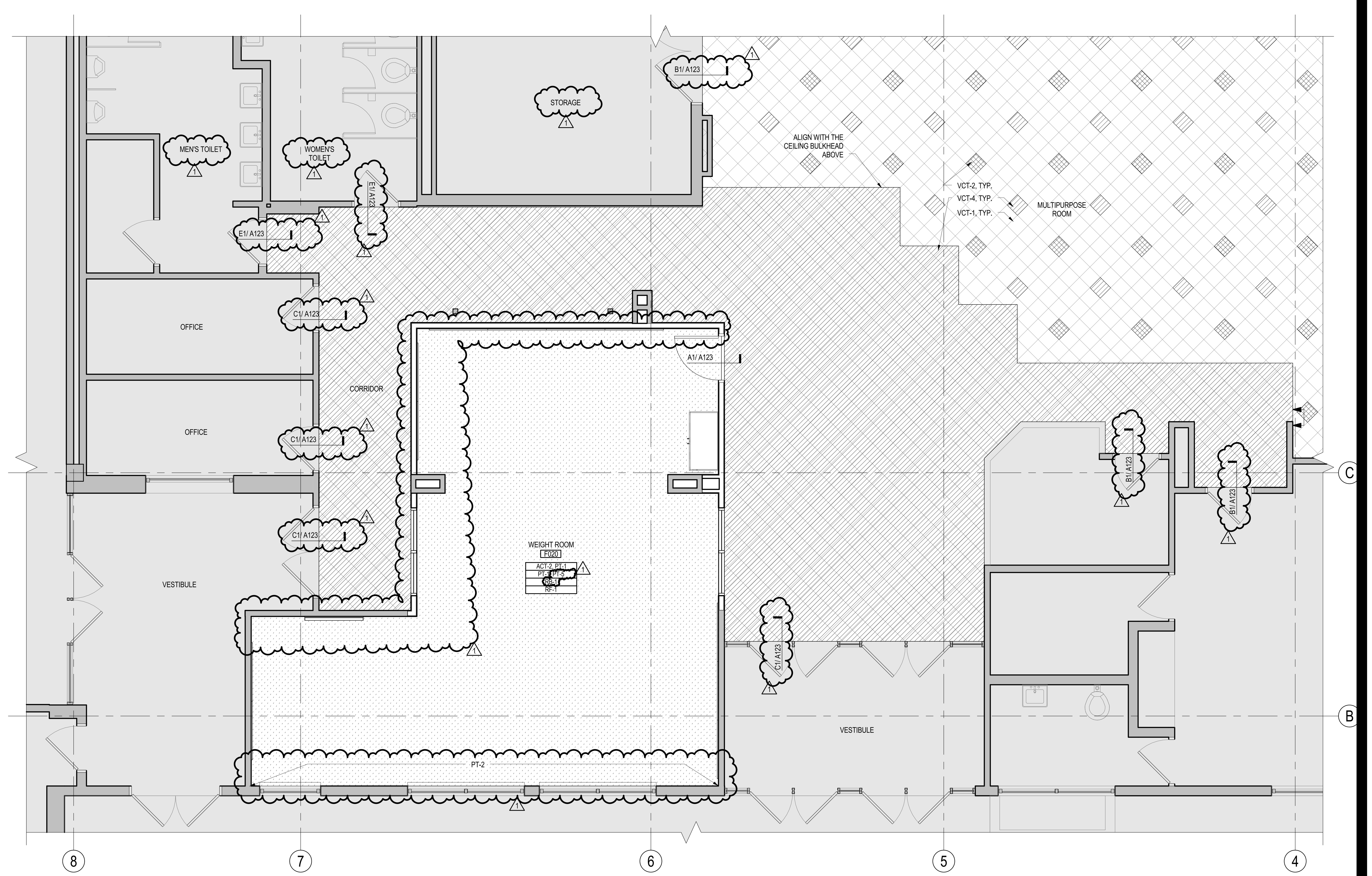

F5 A122 **BASE BID - GROUND FLOOR FINISH PLAN**
1/4" = 1'-0"

Stantec

Stantec Architecture Inc.
11415 Isaac Newton Square
Reston, VA 20190-5005
Tel: (571) 521-7510
www.stantec.com

Copyright Reserved

The Contractor shall verify and be responsible for all dimensions. DO NOT scale the drawing - any errors or omissions shall be reported to Stantec without delay.
The Copyrights to all designs and drawings are the property of Stantec. Reproduction or use for any purpose other than that authorized by Stantec is forbidden.

Consultants

100% CONSTRUCTION DOCUMENTS
05.11.17

Arlington Public Schools

Key Plan (NTS)

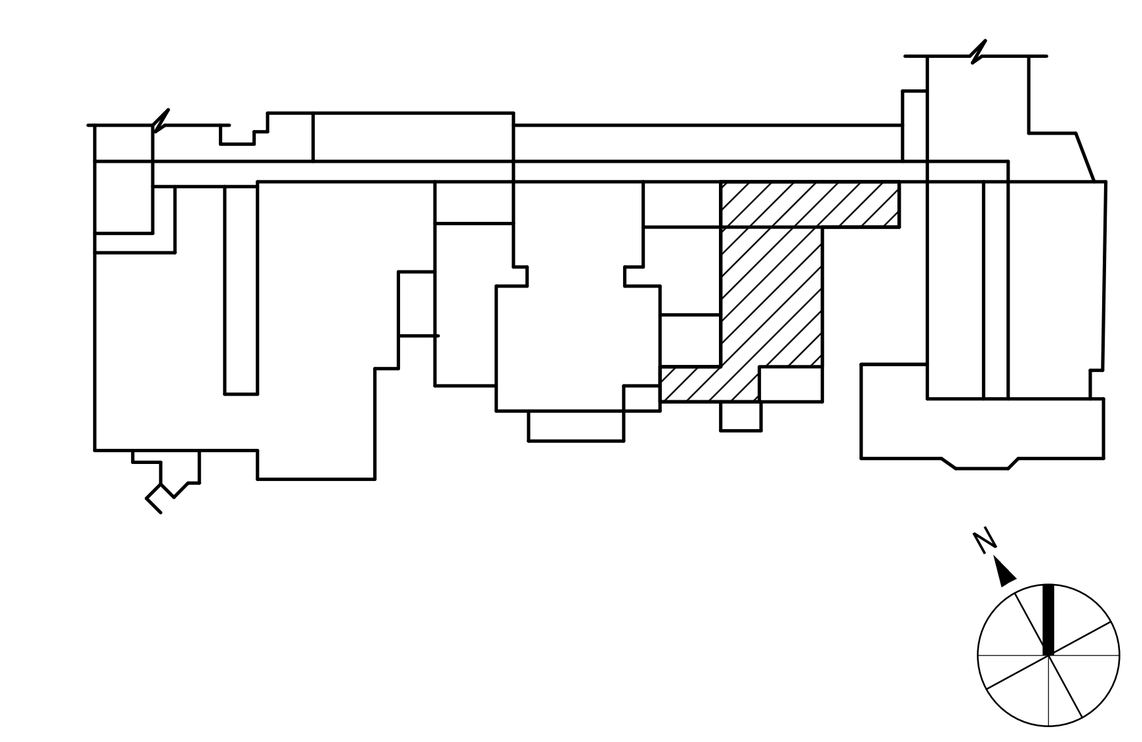

Revision	By	Appd	YYYY.MM.DD
1 ADDENDUM 1			05.25.17

Issued	By	Appd	YYYY.MM.DD
100% CONSTRUCTION DOCUMENTS			05.11.17
100% SCHEMATIC DESIGN			02.17.17

Permit-Seal

Client/Project
GUNSTON MIDDLE SCHOOL RENOVATION

Title
BASE BID - FINISH PLAN

Project No. | Scale

Revision: 1 | Drawing No.: **A122**

ORIGINAL SHEET - ARCH E1 (30"x42")

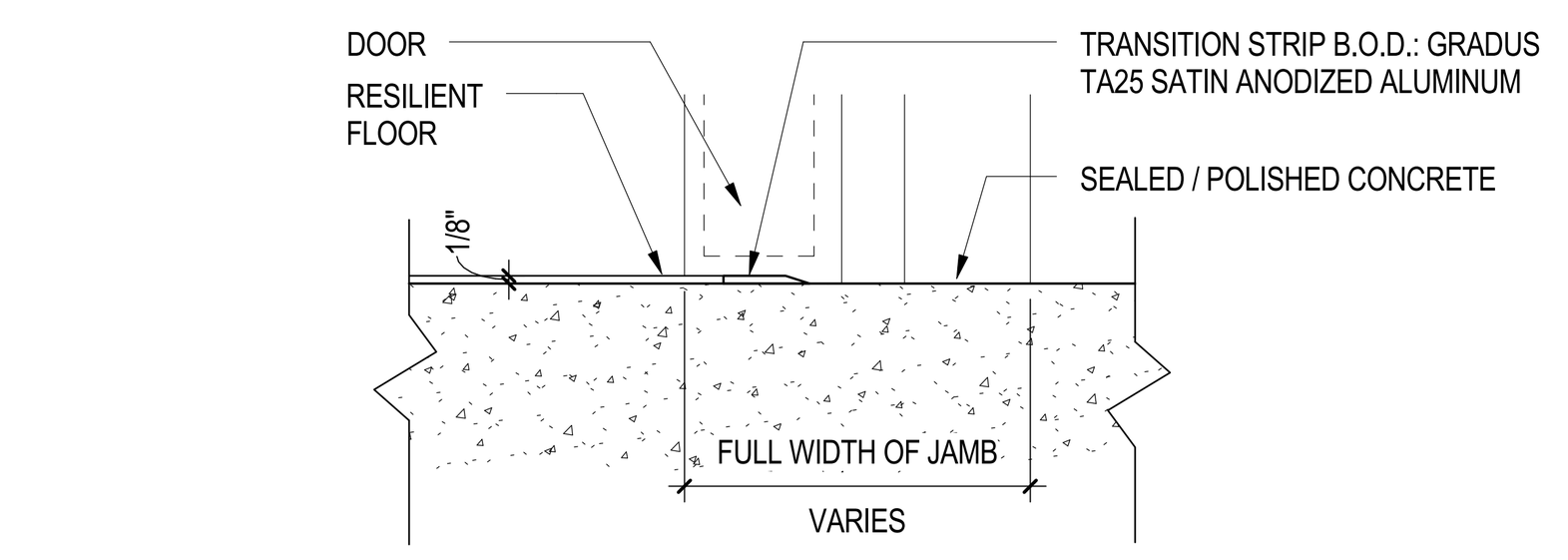

A1 A123 **RESILIENT TO CONCRETE**
3" = 1'-0"

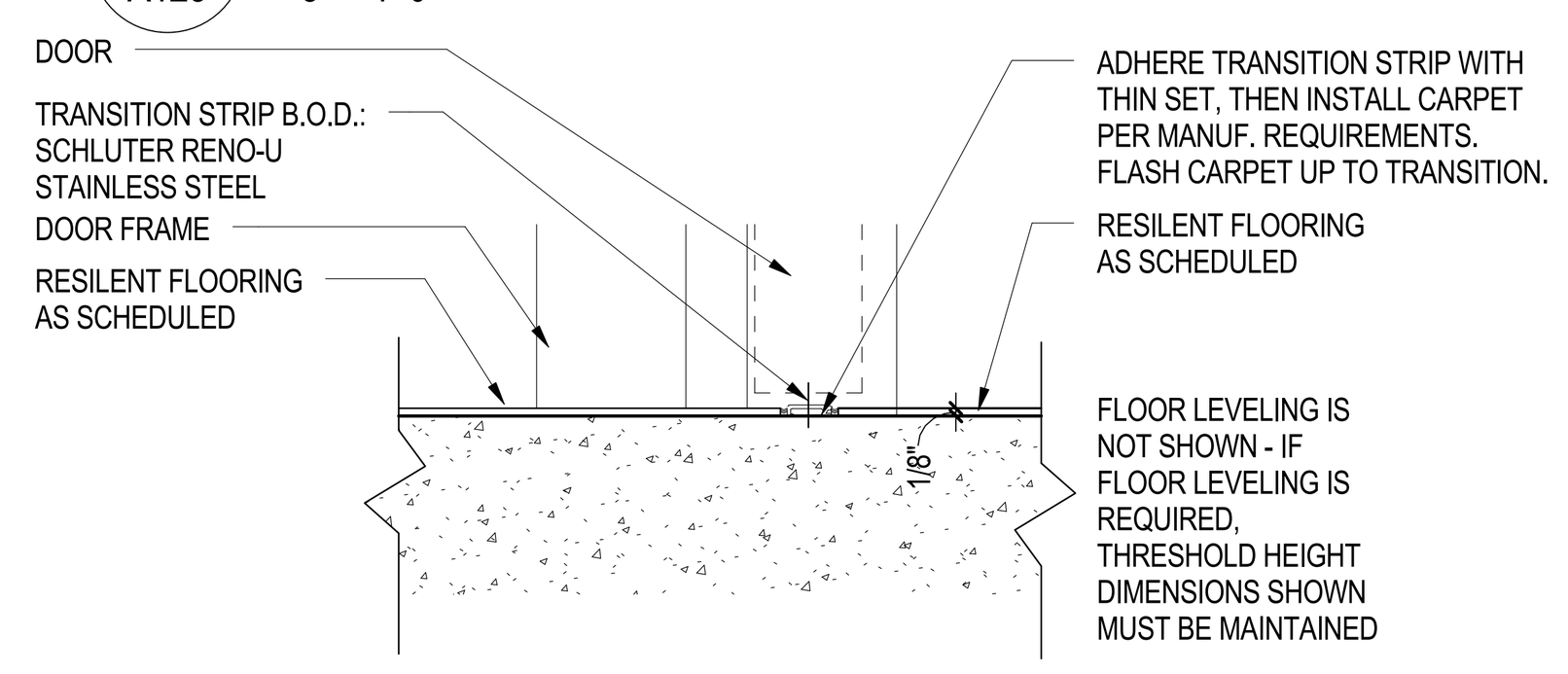

B1 A123 **RESILIENT TO RESILIENT**
3" = 1'-0"

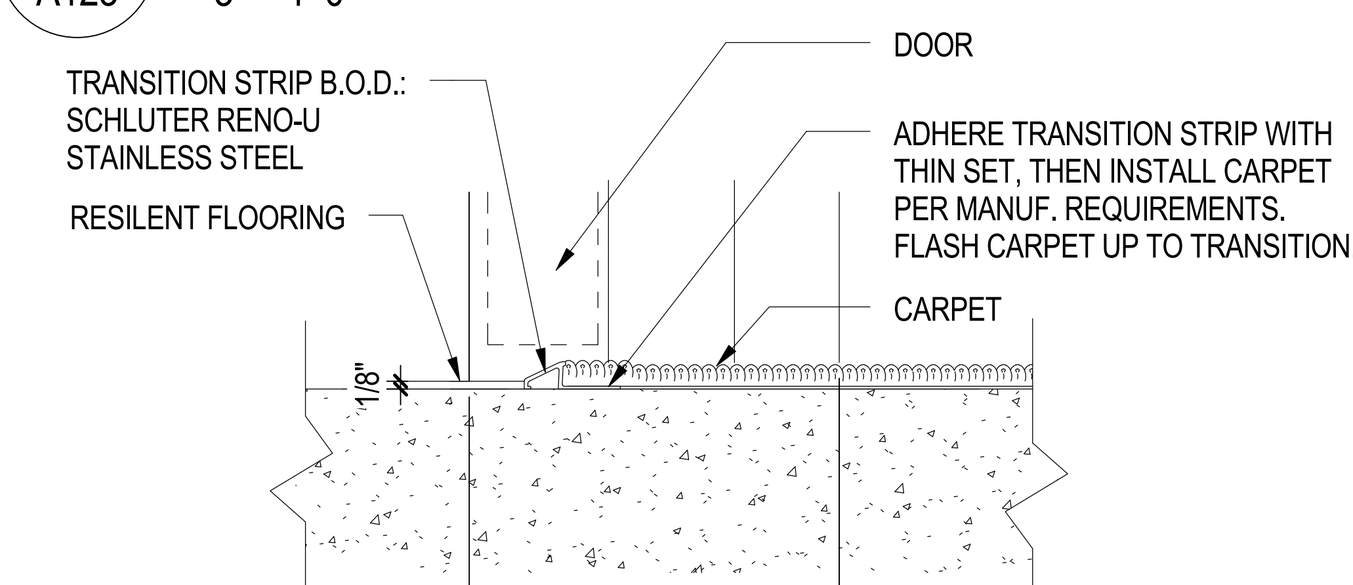

C1 A123 **RESILIENT TO CARPET**
3" = 1'-0"

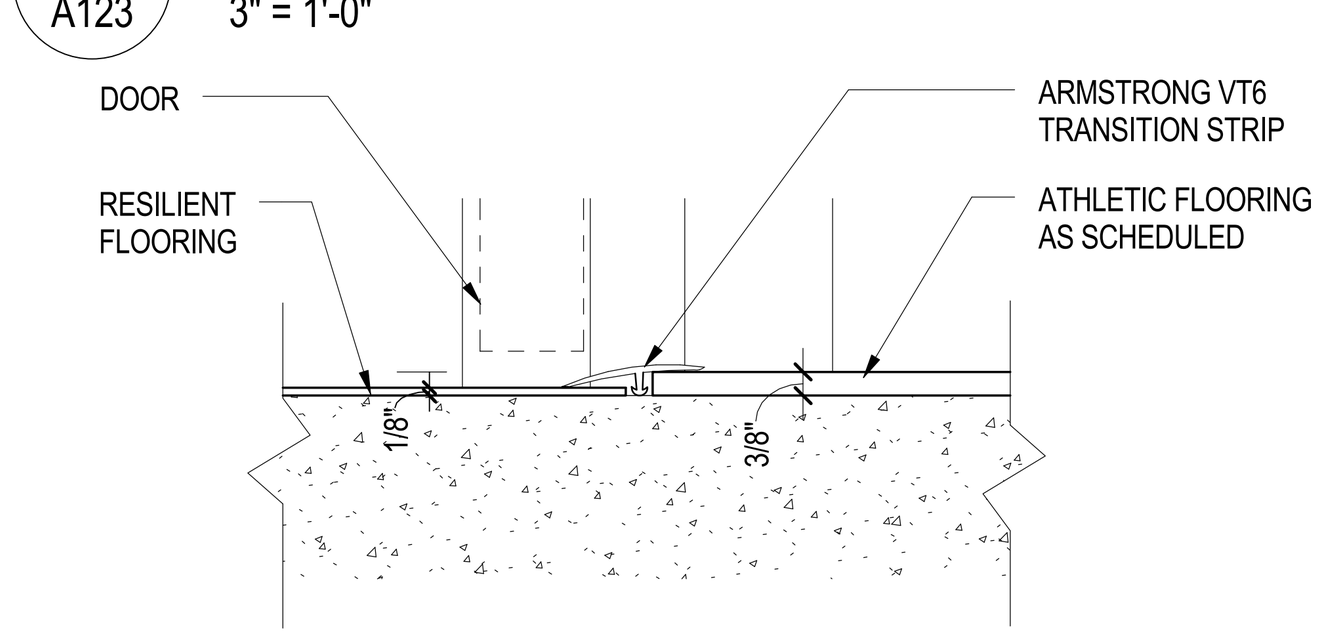

D1 A123 **RESILIENT TO ATHLETIC FLOORING**
3" = 1'-0"

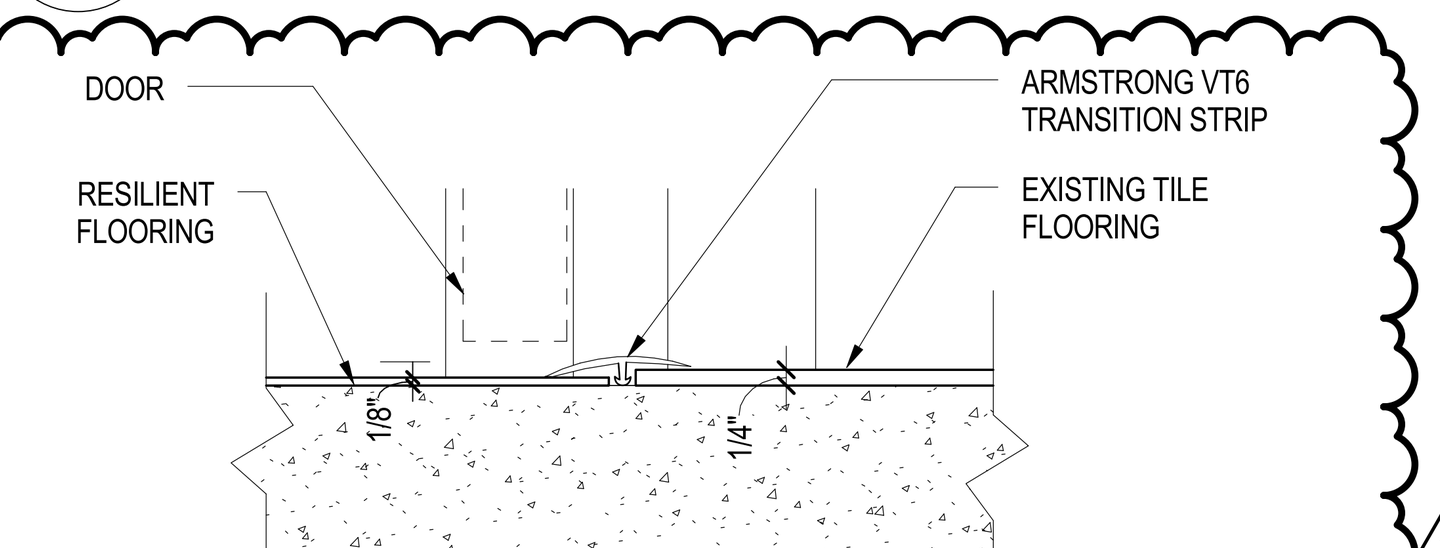

E1 A123 **RESILIENT TO TILE FLOORING**
3" = 1'-0"

FINISH SCHEDULE

ROOM NO.	ROOM NAME	FLOOR	BASE	WALL EAST	WALL NORTH	WALL SOUTH	WALL WEST	CEILING MATERIAL	REMARKS
F036	STOR	VCT-1	RB-1	PT-1	PT-2	PT-1	PT-1	ACT-2	NOTE 7
F001	CLASSROOM	VCT-1	RB-1	PT-1	PT-2	PT-1	PT-1	ACT-2	NOTE 1
F002	CORRIDOR	VCT-1, VCT-2	RB-1	PT-1	PT-1	PT-1	PT-2	ACT-2	NOTE 2
F003	CORRIDOR	VCT-3	RB-1	PT-1	EXISTING	PT-1	PT-1	GWB	
F004	CLASSROOM	VCT-1	RB-1	PT-1	PT-2	PT-1	PT-1	ACT-2	
F005	CLASSROOM	VCT-1	RB-1	PT-1	PT-2	PT-1	PT-1	ACT-2	
F006	CLASSROOM	VCT-1	RB-1	PT-1	PT-1	PT-1	PT-2	ACT-2	
F008	MULTIPURPOSE ROOM	VCT-1, VCT-2, VCT-4	1 RB-1	MATCH EXISTING	MATCH EXISTING	MATCH EXISTING	MATCH EXISTING	ACT-1	NOTE 1, 2, 3, 4
F009	CLASSROOM	VCT-1	RB-1	PT-1	PT-1	PT-1	PT-2	ACT-2	
F010	KITCHEN	MATCH EXISTING	RB-1	PT-1	PT-1	PT-1	PT-1	MATCH EXT	NOTE 6,7
F016	STORAGE	VCT-1	RB-1	PT-1	PT-1	PT-1	PT-1	PT-1	NOTE 7
F020	WEIGHT ROOM	RF-1	1 RB-1	PT-1	PT-1	1 PT-2	PT-1	ACT-2, GWB	NOTE 7
F030	STORAGE RM.	VCT-1	RB-1	PT-1	PT-1	PT-1	PT-1	ACT-2	
F035	STORAGE RM.	SC-1	RB-1	PT-1	PT-1	PT-1	PT-1	EXP.	
F036	STORAGE RM.	SC-1	RB-1	PT-1	PT-1	PT-1	PT-1	ACT-2	
F037	GIRLS LOCKER ROOM	CT-4	CT-1	PT-1,CT-2,CT-3	PT-1,CT-1,CT-2	EXISTING	EXISTING	MATCH EXT	NOTE 5
F038	BOYS' LOCKER ROOM	CT-4	CT-1	EXISTING	PT-1,CT-1,CT-2	EXISTING	PT-1,CT-1,CT-2	MATCH EXT	NOTE 5

INTERIOR FINISH MATERIALS

	MATERIAL	MARK	MANUFACTURER	MODEL/ STYLE	COLOR	SIZE/ FINISH/ SPECS	LOCATION	COMMENTS
CEILING								
	ACOUSTICAL CEILING PANEL/ TEGULAR	ACT-1	ARMSTRONG	2712, DUNE, SECOND LOOK MEDIUM TEXTURE	WHITE	24" x 48" x 15/16", EDGE: ANGLED TEGULAR, MEDIUM TEXTURE, NRC 50	F008	MATCH EXISTING WHERE NEW CEILING TILE ABUTS AREA. NOT IN CONTRACT.
	ACOUSTICAL CEILING PANEL/ TEGULAR	ACT-2	ARMSTRONG	SCHOOL ZONE FINE FISSURED, 1714	WHITE	24" x 48" x 3/4", EDGE: ANGLED TEGULAR, NRC: .70	AS NOTED	GRID: PRELUDE XL 15/16", WHITE
	GYPSUM BOARD CEILING	GWB-1	SEE SPECIFICATIONS	-	-	-	AS NOTED	
	PAINT - GENERAL	PT-4	SHERWIN WILLIAMS	-	7005 PURE WHITE	FLAT CEILING	AS NOTED	GWB-1 IN EXISTING CORRIDOR, WEIGHT ROOM BULKHEAD
WALL								
	CERAMIC WALL TILE	CT-1	DALTILE	-	0195 OAK MOSS	4-1/4" x 4-1/4" GLAZED CERAMIC WALL TILE	F037,F038	ACCENT & BASE - MATCH EXISTING ADJACENT TILE
	CERAMIC WALL TILE	CT-2	DALTILE	-	0139 CRISP LINEN	4-1/4" x 4-1/4" GLAZED CERAMIC WALL TILE	F037,F038	MATCH EXISTING ADJACENT TILE
	PAINT - GENERAL	PT-1	SHERWIN WILLIAMS	-	7570 EGRET WHITE	EGGSHELL FINISH	AS NOTED	TYPICAL WALLS THROUGHOUT
	PAINT - GENERAL	PT-2	BENJAMIN MOORE	-	199 BARLEY	EGGSHELL FINISH	AS NOTED	CLASSROOM AND WEIGHT ROOM ACCENT WALL AS NOTED
	PAINT - GENERAL	PT-3	1 NOT USED	-	-	-	-	-
	PAINT - GENERAL	PT-6	SHERWIN WILLIAMS	TBD	TBD	MATCH CMU WALL FINISH	F037,F038	MATCH EXISTING ADJACENT WALL COLOR
BASE								
	RUBBER BASE	RB-1	ROPPE	RUBBER BASE COVE	193 BROWN BLACK	4" RUBBER BASE	AS NOTED	
FLOOR								
	CERAMIC FLOOR TILE	CT-4	DALTILE	-	1 TBD	2" x 2" GLAZED CERAMIC FLOOR TILE	F037,F038	MATCH EXISTING
	RESILIENT ATHLETIC FLOOR TILE	RF-1	GERFLOR NORTH AMERICA	DYNATUFF SP COLOR	031 FIESTA	36-INCH SQUARE TILE, 3/8-INCH THICK	F020	ROLLGOODS
	VINYL COMPOSITE TILE - FIELD	VCT-1	ARMSTRONG	STANDARD EXCELON	52520 FAIRE WHITE	12" X 12" X 1/8" GAUGE / THROUGH-PATTERN PREMIUM VINYL COMPOSITE TILE	AS NOTED	FIELD TILE
	VINYL COMPOSITE TILE - ACCENT	VCT-2	ARMSTRONG	IMPERIAL TEXTURE STANDARD EXCELON	51812 LEMON YELLOW	12" X 12" X 1/8" GAUGE / THROUGH-PATTERN PREMIUM VINYL COMPOSITE TILE	F002	ACCENT TILE
	VINYL COMPOSITE TILE - FIELD	VCT-3	ARMSTRONG	STANDARD EXCELON	MATCH EXISTING	12" X 12" X 1/8" GAUGE / THROUGH-PATTERN PREMIUM VINYL COMPOSITE TILE	AS NOTED	MATCH EXISTING; FINAL COLOR TO BE FIELD VERIFIED.
	VINYL COMPOSITE TILE - FIELD	VCT-4	ARMSTRONG	STANDARD EXCELON	52518 BAND BLUE	12" X 12" X 1/8" GAUGE / THROUGH-PATTERN PREMIUM VINYL COMPOSITE TILE	AS NOTED	FIELD TILE
DOOR								
	PAINT - GENERAL	PT-4	SHERWIN WILLIAMS	-	7005 PURE WHITE	SEMIGLOSS	F008	
	PAINT - GENERAL	PT-5	SHERWIN WILLIAMS	-	7675 SEALSKIN	SEMIGLOSS	THROUGHOUT	
MILLWORK								
	PLASTIC LAMINATE	PL-1	FORMICA	3697-58	BELUGA	MATTE FINISH	CLASSROOM MILLWORK	COUNTERTOPS AND BACKSPLASH
	PLASTIC LAMINATE	PL-2	FORMICA	118-WD	FINISH OAK	WOOD GRAIN FINISH	CLASSROOM MILLWORK	CABINETS & SHELVING

FINISH SCHEDULE NOTES

1. PAINT NEW PARTITIONS OR WALLS TO MATCH EXISTING.
2. PATCH EXISTING FLOOR TILES WITH VCT TO PROVIDE A LEVEL SURFACE FOR NEW VCT.
3. PROVIDE RUBBER BASE, RB-2, TO MATCH EXISTING AT EXISTING JUNCTIONS.
4. PROVIDE PT-4 DOOR TRIM FOR DOORS F002B & F008 WHERE FACING MULTIPURPOSE ROOM, F008. PROVIDE PT-5 ON OBVERSE SIDE OF F002B IN CORRIDOR F002.
5. MATCH EXISTING, REF A1/A601 ELEVATION FOR ADDITIONAL INFORMATION.
6. MATCH EXISTING ROOM'S FLOOR AND WALL FINISHES.
7. PROVIDE PT-4 DOOR TRIM.

GENERAL COLOR SCHEDULE NOTES

1. MANUFACTURERS NAMES AND IDENTIFICATION NUMBERS ARE LISTED AS A MEANS OF ESTABLISHING A STANDARD OF TYPE, FUNCTION, COLOR, AND QUALITY. REFER TO PROJECT MANUAL FOR ADDITIONAL MANUFACTURERS & PROCEDURES.
2. THE CONTRACTOR SHALL SUBMIT TO THE ARCHITECT SAMPLES OF FINISH MATERIALS FOR APPROVAL BEFORE MATERIALS ARE APPLIED ON THE JOB.
3. PAINT ANY VENTS, GRILLES, PIPING, FEC, ETC. SAME COLOR AS ADJACENT WALL UON.
4. UNDESIGNATED PAINTED CMU WALLS TO BE MARK "P1."
5. ALL INTERIOR HOLLOW METAL DOOR AND WINDOW FRAMES SHALL BE PAINTED TO MATCH MARK "P2" UON
6. ALL EXTERIOR HOLLOW METAL DOORS SHALL BE PAINTED TO MATCH MARK "P2" (INTERIOR FACE) AND "P3" (EXTERIOR FACE).
7. ALL INTERIOR DOORS SHALL BE WOOD DOORS STAINED, UON.
8. HOLLOW METAL HANDRAILS SHALL BE PAINTED TO MATCH MARK "P2."
9. ALL BASE CABINETS, WALL CABINETS, SHELVING AND MISC. CASEWORK SCHEDULED TO BE WOOD SHALL BE STAINED "WD1."
10. TERMINATE ALL ACCENT PAINTS ON INSIDE CORNERS ONLY UNLESS OTHERWISE INDICATED.
11. REFER TO FINISH SCHEDULE FOR ADDITIONAL NOTES AND INFORMATION.
12. ALL COLORS MAY NOT BE MARKED ON PLANS. MATERIALS NOT NOTED WILL BE COVERED UNDER GENERAL NOTES OR WILL BE PICKED ON THE JOB BY THE ARCHITECT.

GENERAL ROOM FINISH NOTES

1. REFER TO FLOOR PLANS, CEILING PLANS, INTERIOR ELEVATIONS, SECTIONS AND DETAILS FOR ADDITIONAL INFORMATION AND EXTENT OF EACH FINISH WHEN MORE THAN ONE FINISH IS INDICATED FOR ANY SPACE.
2. REFER TO CEILING PLANS FOR HEIGHTS OF CEILINGS, BULKHEADS, SOFFITS, ETC.
3. PAINT ALL EXPOSED STEEL LADDERS, LINTELS, HUNG PLATES, HAND AND GUARD RAILS, STAIRS & STRINGERS.
4. PAINT ALL EXPOSED STEEL COLUMNS, TRUSSES, JOISTS, BEAMS, DECK, AND MISCELLANEOUS BRIDGING, ANGLES, PLATES, ETC.
5. FIELD PAINT ALL ELECTRICAL PANELS EXCEPT WHEN PANELS ARE LOCATED IN ELECTRICAL CLOSETS AND MECHANICAL ROOMS.
6. PROVIDE SEALANT AT INTERSECTIONS OF DISSIMILAR MATERIALS, COMPLYING WITH SPECIFICATIONS, DRAWINGS, AND AS RECOMMENDED BY MANUFACTURER.
7. FLOOR MATERIAL CHANGES BETWEEN ROOMS TO OCCUR UNDER DOOR (UON).
8. SEAL ALL EXPOSED CONCRETE FLOORS.
9. PROVIDE CJ's AT GYP. BD. CEILINGS AT 30'-0" OC MAX. (UON)
10. ELECTRICAL OUTLETS, CLOCKS, PA SPEAKERS OR OTHER DEVICES SHOW ON THE ARCH DWGS SERVE TO ALERT OTHER SUBCONTRACTORS OF THE PRESENCE OF SUCH DEVICES. CONSULT THE ELECTRICAL DRAWINGS FOR FURTHER INFORMATION AND ADVISE ARCHITECT OF ANY CONFLICT OF LOCATION OR TYPE OF DEVICES SHOWN.
11. WALL AND CEILING FINISHES SHALL INCLUDE ALL PROJECTIONS, BEAM ENCLOSURES, RECESSES, BULKHEADS, MATERIAL CHANGES, OR OTHER ENCLOSURES.
12. PROVIDE ACOUSTICAL WALL PANELS INDICATED ON INTERIOR ELEVATIONS, WALL SECTIONS & BLDG. SECTIONS.
13. WHERE CONFLICT EXISTS BETWEEN FINISH SCHEDULE AND MATERIALS SHOWN ON OTHER PLANS, THE MORE EXPENSIVE FINISH MATERIALS SHALL TAKE PRECEDENCE.
14. REFER TO REFLECTED CEILING PLANS FOR CEILING HEIGHTS.
15. TYPICAL DOOR THRESHOLD SHALL BE D1/A123, UON.

FINISH LEGEND

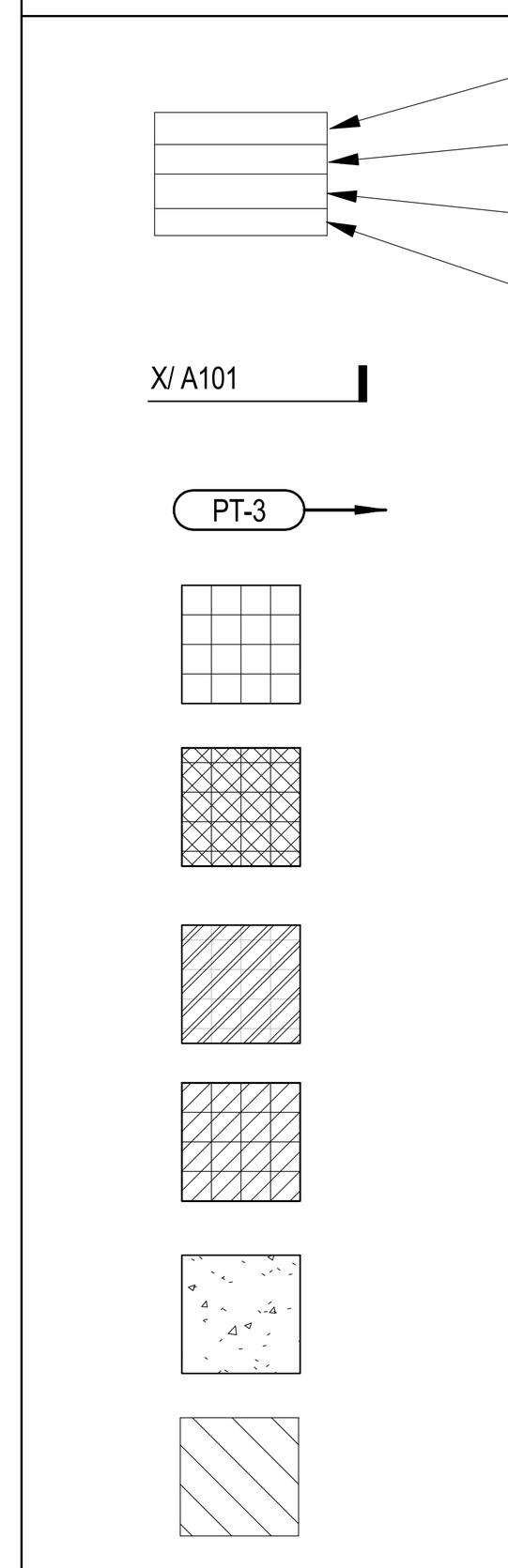

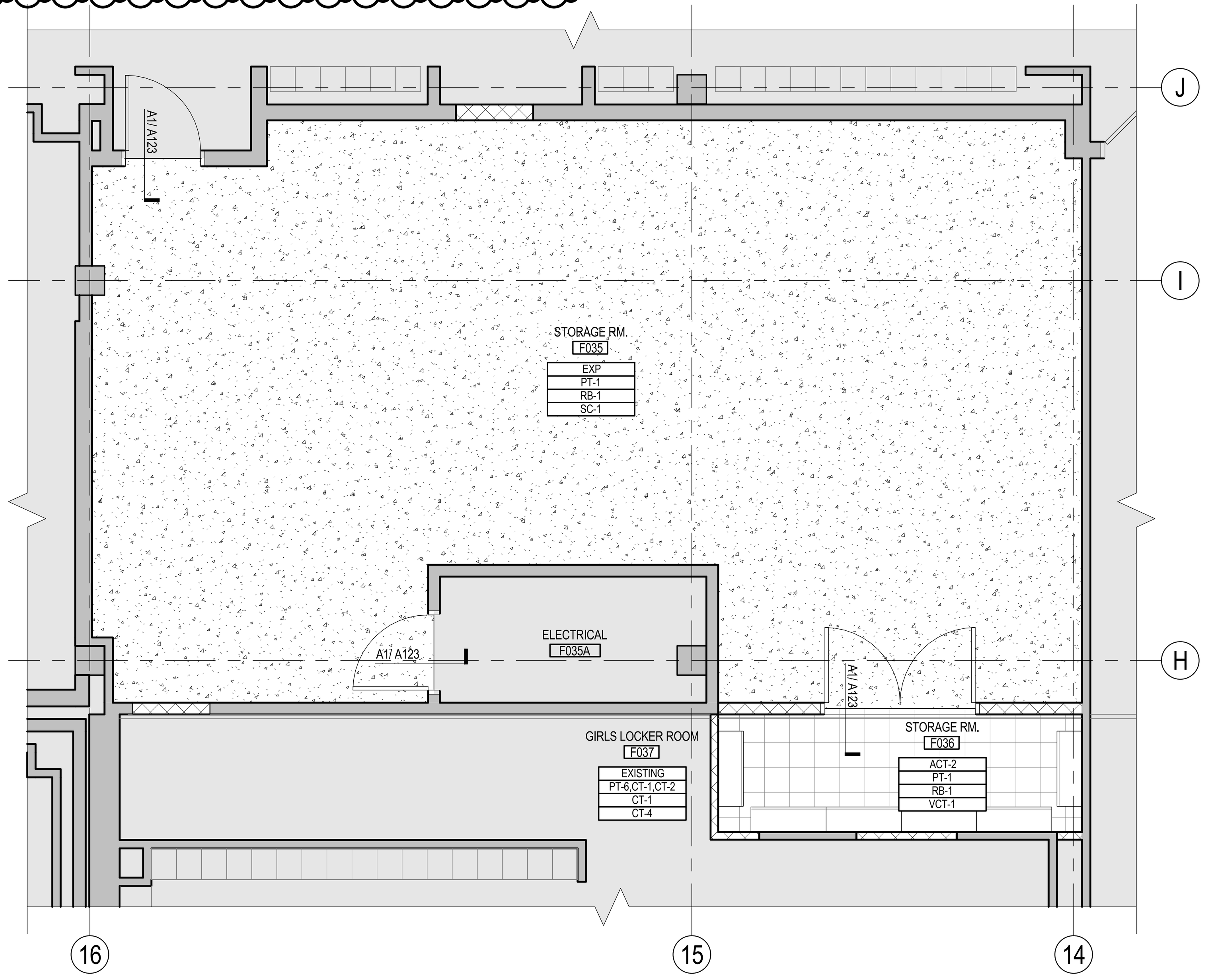

F1 A123 **ALTERNATE 1 - GROUND FLOOR FINISH PLAN**
1/4" = 1'-0"

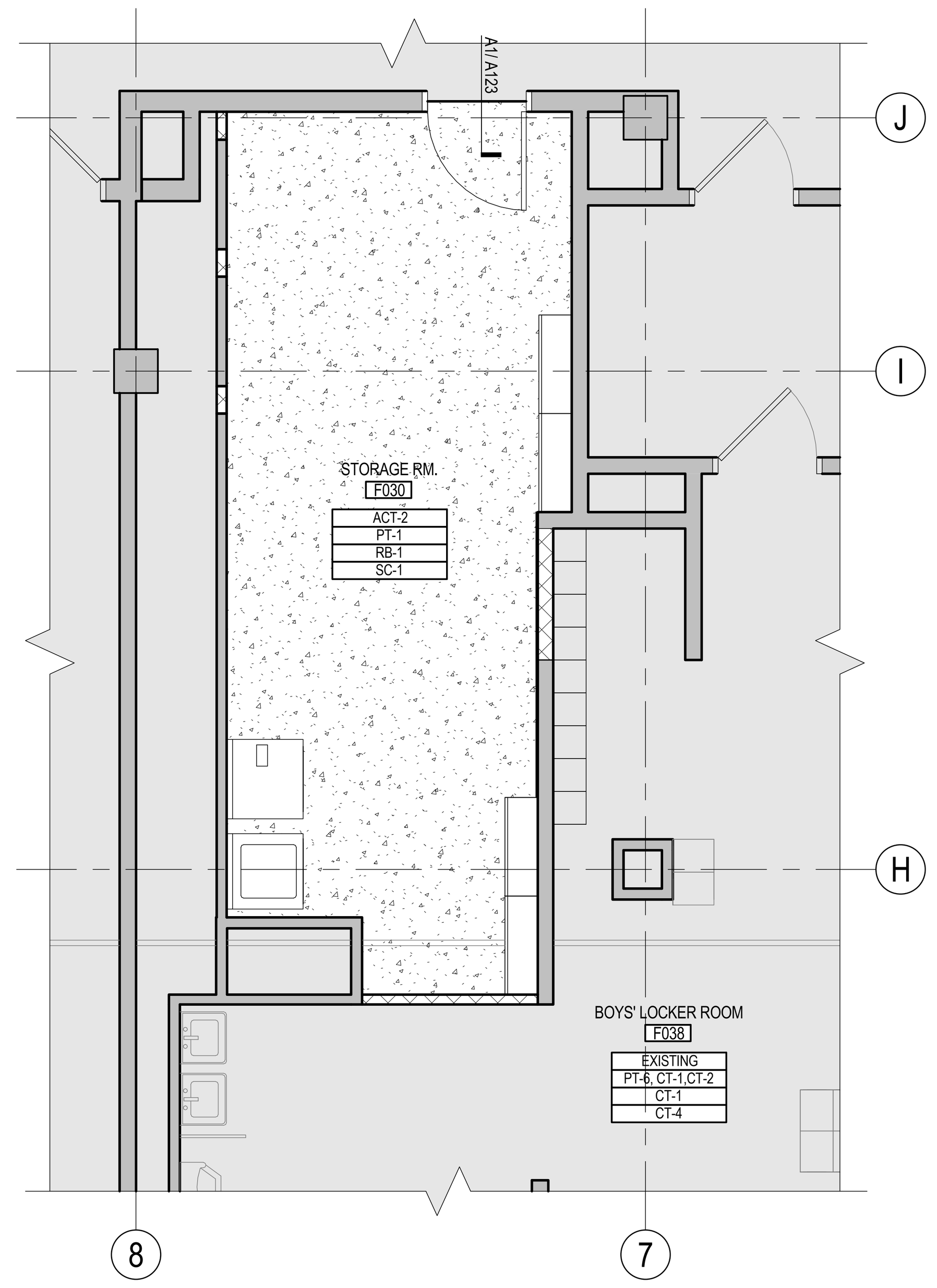

F5 A123 **ALTERNATE 2 - GROUND FLOOR FINISH PLAN**
1/4" = 1'-0"

0' 2' 4' 8' 16'

Stantec

Stantec Architecture Inc.
11415 Isaac Newton Square
Reston, VA 20190-5005
Tel: (571) 521-7510
www.stantec.com

Copyright Reserved
The Contractor shall verify and be responsible for all dimensions. DO NOT scale the drawing - any errors or omissions shall be reported to Stantec without delay.
The Copyrights to all designs and drawings are the property of Stantec. Reproduction or use for any purpose other than that authorized by Stantec is forbidden.

Consultants

100% CONSTRUCTION DOCUMENTS
05.11.17

Arlington Public Schools

Key Plan (NTS)

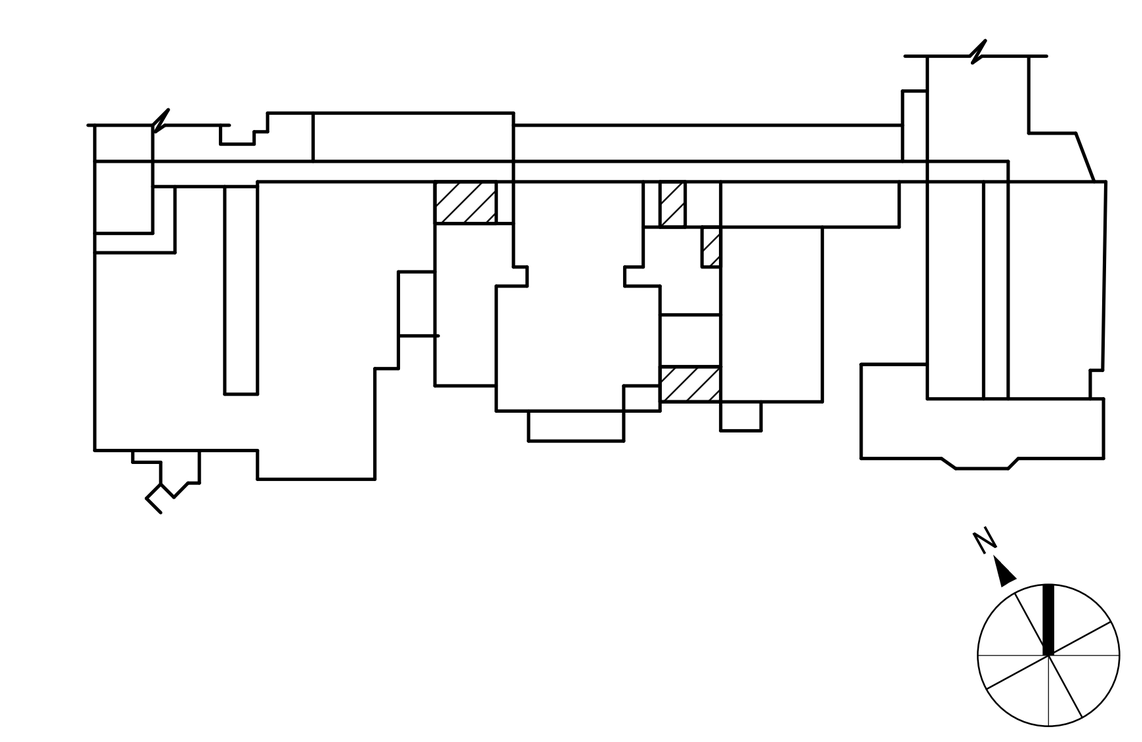

Revision	By	Appd	YYYY.MM.DD
1 ADDENDUM 1			05.25.17

Issued	By	Appd	YYYY.MM.DD
100% CONSTRUCTION DOCUMENTS			05.11.17
100% SCHEMATIC DESIGN			02.17.17

Permit-Seal

Client/Project
GUNSTON MIDDLE SCHOOL RENOVATION

Title
ALTERNATE 1 AND 2 - FINISH PLAN & SCHEDULE

Project No.

Scale
As indicated

Revision
1

Drawing No.
A123

C:\Users\Public\Documents\Local_Revit_Files\stn_arch_Gunston MS 2016_218320166_Ani.Mencke@stantec.com.rvt
5/25/2017 3:21:53 PM

ORIGINAL SHEET - ARCH E1 (30"x42")

CASEWORK ELEVATIONS

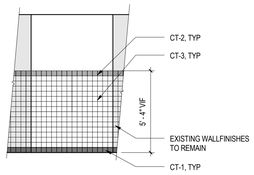

A1 A601 **TYPICAL LOCKER ROOM ELEVATION**
1/4" = 1'-0"

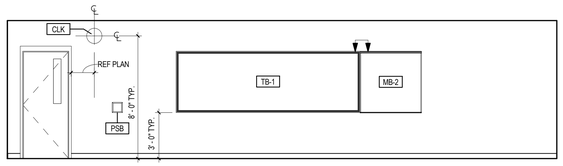

A2 A601 **TYPICAL SECONDARY TEACHING WALL**
1/4" = 1'-0"

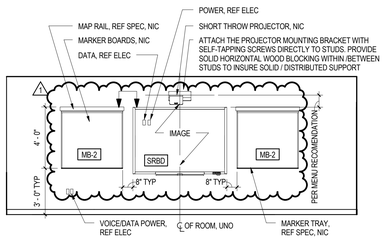

A4 A601 **TYPICAL MAIN TEACHING WALL**
1/4" = 1'-0"

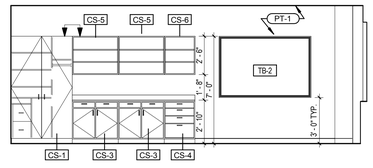

A6 A601 **TYPICAL MAIN CASEWORK INTERIOR ELEVATION**
1/4" = 1'-0"

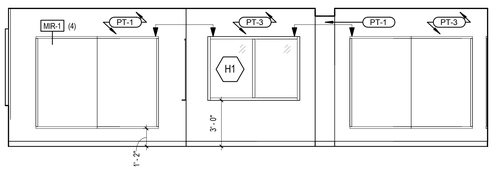

B1 A601 **WEIGHT ROOM - WEST**
1/4" = 1'-0"

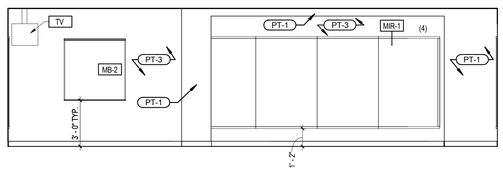

B3 A601 **WEIGHT ROOM - NORTH**
1/4" = 1'-0"

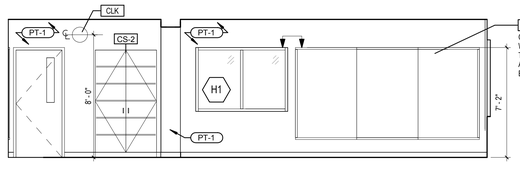

B6 A601 **WEIGHT ROOM - EAST**
1/4" = 1'-0"

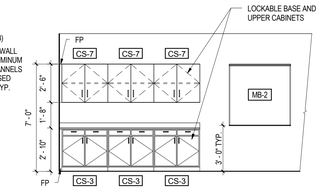

B7 A601 **TYPICAL CASEWORK INTERIOR ELEVATION**
1/4" = 1'-0"

PLASTIC LAMINATE CASEWORK
SCALE: 1/2" = 1'-0"

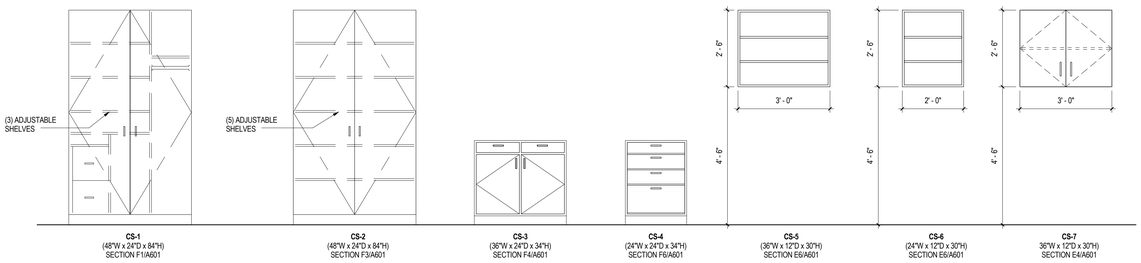

CASEWORK SCHEDULE

TYPE MARK	DESCRIPTION	MANUFACTURER	MODEL	WIDTH	HEIGHT	DEPTH	FINISH	COUNT	CONTRACTOR FURNISHED	CONTRACTOR INSTALLED
CS-1	TEACHER WARDROBE	WOODWORK INSTITUTE	531	4' - 0"	7' - 0"	2' - 0"		6	Yes	Yes
CS-2	WEIGHT ROOM STORAGE CABINET, ADJUSTABLE SHELVING	WOODWORK INSTITUTE	402	4' - 0"	7' - 0"	2' - 0"		1	Yes	Yes
CS-3	BASE CABINETS - 2 DOORS	CASE SYSTEMS	B0100	3' - 0"	2' - 9"		SEE FINISH SCHEDULE	24	Yes	Yes
CS-4	BASE CABINET - 4 DRAWERS	CASE SYSTEMS	B0100	2' - 0"		2' - 0"	SEE FINISH SCHEDULE	19	Yes	Yes
CS-5	UPPER CABINET WITH OPEN, ADJUSTABLE SHELVING	CASE SYSTEMS	W0100	3' - 0"	2' - 6"	1' - 0"	SEE FINISH SCHEDULE	10	Yes	Yes
CS-6	UPPER CABINET WITH OPEN, ADJUSTABLE SHELVING	CASE SYSTEMS	W0100	2' - 0"	2' - 6"	1' - 0"	SEE FINISH SCHEDULE	6	Yes	Yes
CS-7	UPPER CABINET CLOSED, ADJUSTABLE SHELVING	CASE SYSTEMS	W0100	3' - 0"	2' - 6"	1' - 0"	SEE FINISH SCHEDULE	6	Yes	Yes

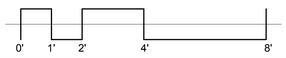

ELEVATION LEGEND

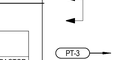

CASEWORK KEY

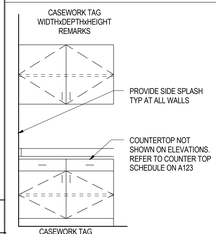

NOTES:
1. ALL CASEWORK TO BE LOCKED AND MASTER KEYED ALIKE

CASEWORK ELEVATIONS

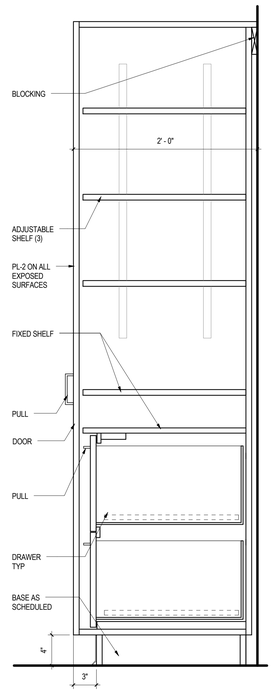

F1 A601 **SECTION - WARDROBE**
1 1/2" = 1'-0"

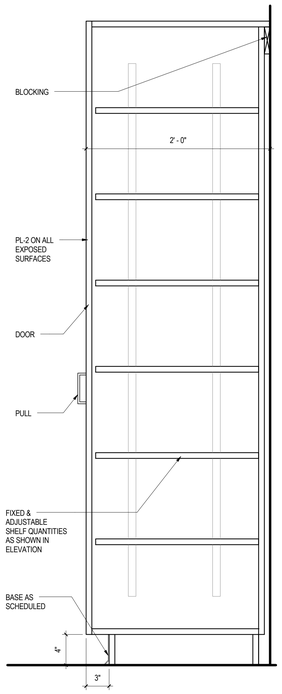

F3 A601 **SECTION - WEIGHT ROOM WARDROBE**
1 1/2" = 1'-0"

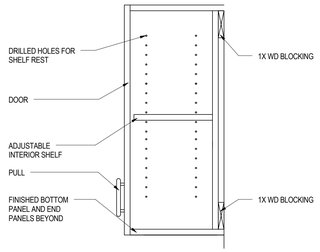

E4 A601 **TYPICAL WALL CABINET**
1 1/2" = 1'-0"

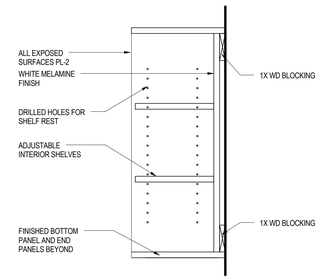

E6 A601 **TYPICAL UPPER CABINET**
1 1/2" = 1'-0"

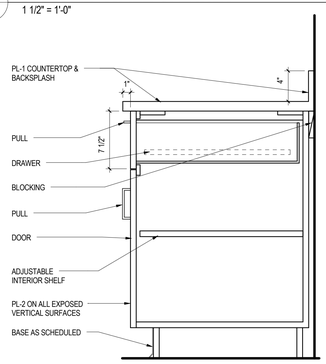

F4 A601 **SECTION - TYP BASE CABINET**
1 1/2" = 1'-0"

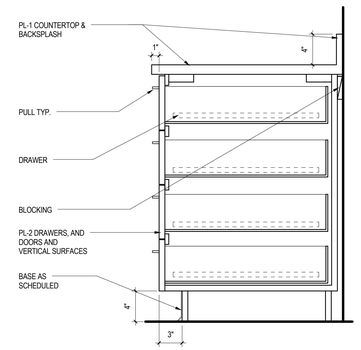

F6 A601 **SECTION - TYP FOUR DRAWER BASE CABINET**
1 1/2" = 1'-0"



Stantec

Stantec Architecture Inc.
11415 Isaac Newton Square
Reston, VA 20190-5005
Tel: (571) 521-7510
www.stantec.com

Copyright Reserved

The Contractor shall verify and be responsible for all dimensions. DO NOT scale the drawing - any errors or omissions shall be reported to Stantec without delay.
The Copyrights to all designs and drawings are the property of Stantec. Reproduction or use for any purpose other than that authorized by Stantec is forbidden.

Consultants

100% CONSTRUCTION DOCUMENTS
05.11.17

Arlington Public Schools

Key Plan (NTS)

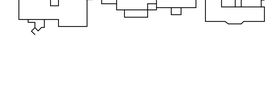

Revision	By	Appd	YYYY.MM.DD
1 ADDENDUM 1			05.25.17

Issued	By	Appd	YYYY.MM.DD
100% CONSTRUCTION DOCUMENTS			05.11.17
100% SCHEMATIC DESIGN			02.17.17

Permit-Seal

Client/Project
GUNSTON MIDDLE SCHOOL RENOVATION

Title
CASEWORK ELEVATIONS, SCHEDULE, & DETAILS

Project No.

Scale
As indicated

Revision
1

Drawing No.
A601

C:\Users\Public\Documents\Local_Revit_Files\rh_arch_Gunston MS 2016_216320166_Ari.Mencke@stantec.com.rvt
5/25/2017 3:22:03 PM

ORIGINAL SHEET - ARCH E1 (30"x42")

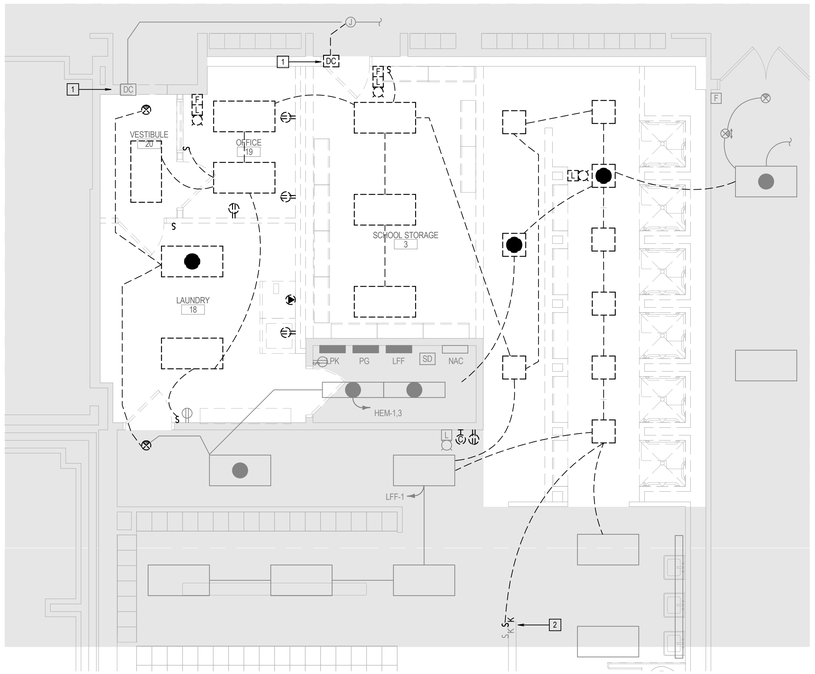

1 E100 ED102 ALTERNATE 1 - GROUND FLOOR PLAN - DEMO
SCALE: 1/4" = 1'-0"

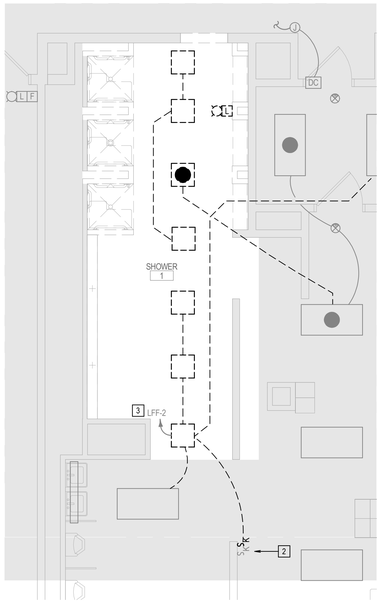

2 E100 ED102 ALTERNATE 2 - GROUND FLOOR PLAN - DEMO
SCALE: 1/4" = 1'-0"

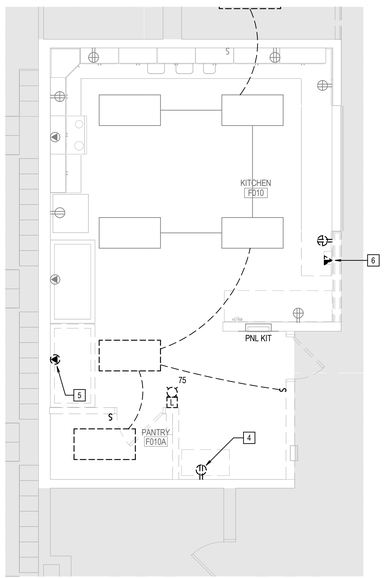

3 E100 ED102 BASE BID - GROUND FLOOR PLAN - DEMO
SCALE: 1/4" = 1'-0"

KEY NOTES (DEMO)

1. EXISTING DOOR CONTACT TO BE REMOVED. REMOVED CABLING BACK TO LAST ACTIVE BOX.
2. REMOVE EXISTING SWITCH CONTROLLING SHOWER AREA LIGHTS. PROVIDE BLANK TO FILL OPENING IN SWITCH PLATE.
3. RETAIN EXISTING LIGHTING CIRCUIT FOR REUSE.
4. EXISTING OVEN TO BE REMOVED. REMOVE CIRCUIT BACK TO PANEL. LABEL BREAKER AS SPARE AND LEAVE OFF.
5. EXISTING FREEZER TO BE REMOVED. REMOVE CIRCUIT BACK TO PANEL. LABEL BREAKER AS SPARE AND LEAVE OFF.
6. EXISTING TELEPHONE TO BE REMOVED AND RELOCATED. EXTEND CABLING TO NEW LOCATION.

Stantec

Stantec Architecture Inc.
11415 Isaac Newton Square
Reston, VA 20190-5005
Tel: (571) 521-7510
www.stantec.com

Copyright Reserved

The Contractor shall verify and be responsible for all dimensions. DO NOT scale the drawing - any errors or omissions shall be reported to Stantec without delay.
The Copyrights to all designs and drawings are the property of Stantec. Reproduction or use for any purpose other than that authorized by Stantec is forbidden.

Consultants

2rw CONSULTANTS INC.
100 10th Street NE, Ste. 202
Charlottesville, VA 22902
434.296.2116

100% CONSTRUCTION DOCUMENTS
05.11.17

Arlington Public Schools

Key Plan (NTS)

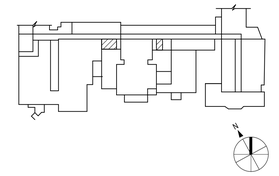

Revision	By	Appd	YYYY.MM.DD
ADDENDUM 1			05.25.17

Issued	By	Appd	YYYY.MM.DD
100% CONSTRUCTION DOCUMENTS			05.11.17
100% SCHEMATIC DESIGN			02.17.17

Permit-Seal

05.25.2017

COMMONWEALTH OF VIRGINIA
ADRIENNE MARIE HENDRICKSON
Lic. No. 33370
PROFESSIONAL ENGINEER

Client/Project
GUNSTON MIDDLE SCHOOL RENOVATION

Title
BASE BID, ALT 1 & 2 - GROUND FLOOR PLANS - DEMO

Project No. 218320060/17108
Scale 1/4" = 1'-0"
Revision 1
Drawing No. **ED102**

C:\Users\MikeE\Documents\17108_E16_Gunston MS_Elect_BID_mikeal74.rvt
5/25/2017 10:47:28 AM

ORIGINAL SHEET - ARCH E1 (30"x42")

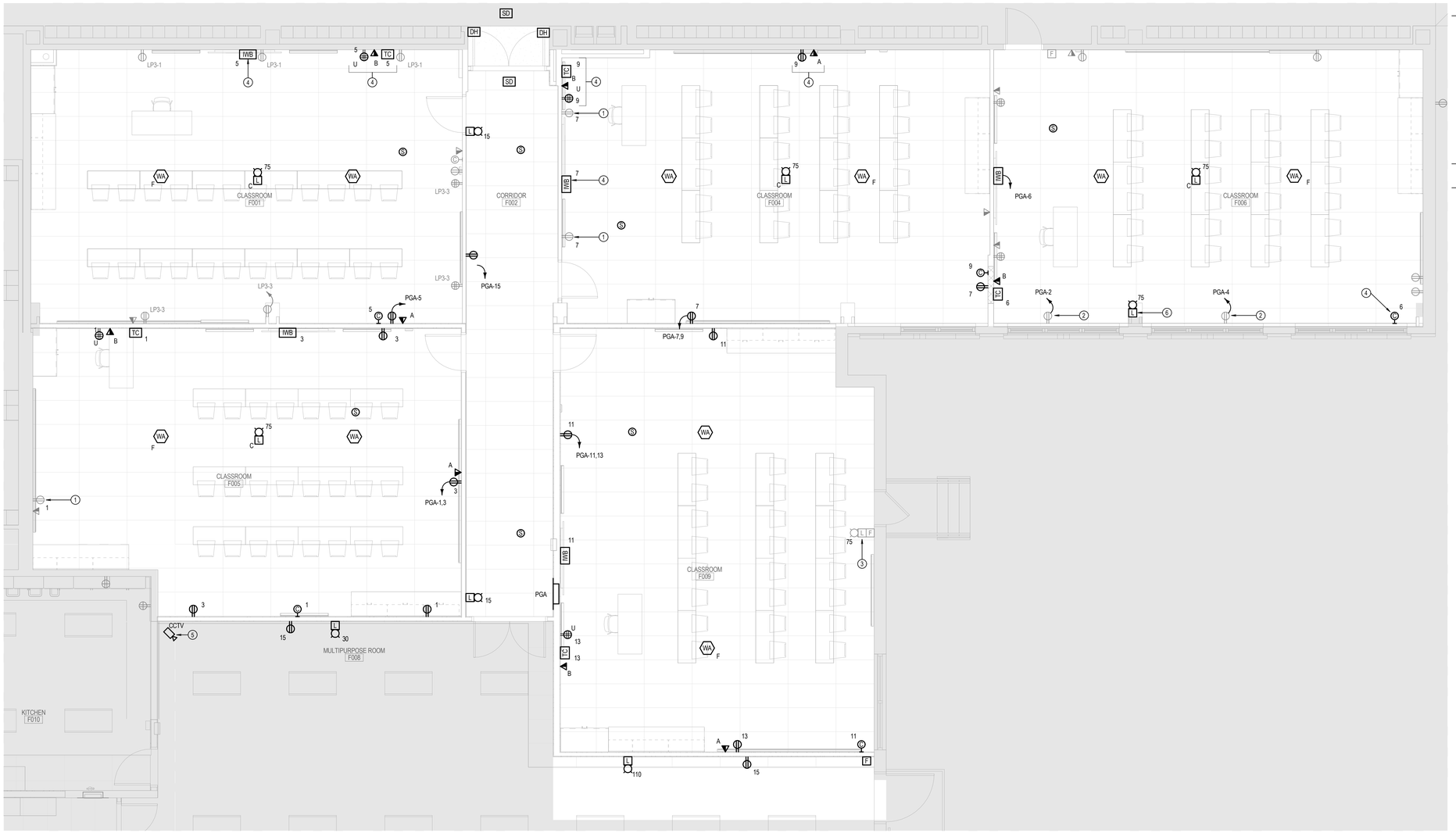

1 E100 E103 BASE BID - GROUND FLOOR PLAN - POWER - NEW WORK
SCALE: 1/4" = 1'-0"

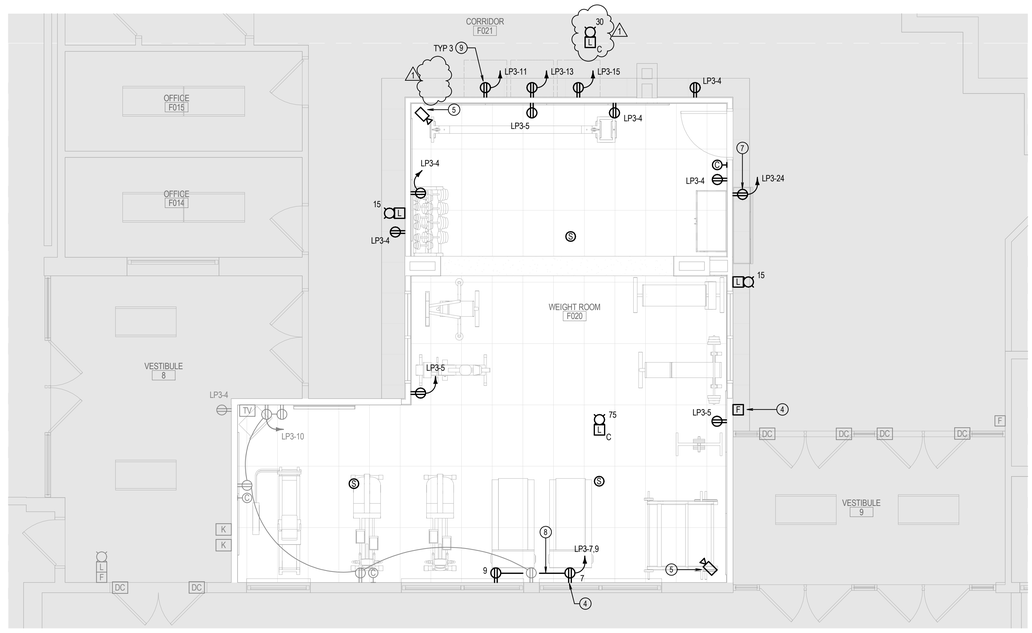

2 E100 E103 BASE BID - GROUND FLOOR PLAN - POWER - NEW WORK
SCALE: 1/4" = 1'-0"

GENERAL NOTES (NEW WORK)

1. ALL VOICE/DATA AND WIRELESS ACCESS POINT CABLING SHALL BE ROUTED BACK TO EXISTING RACKS IN ROOMS C012, L001,B102A OR I105A. RUN TO CLOSEST ROOM, FIELD COORDINATE EXACT ROUTING.
2. ALL NEW FIRE ALARM DEVICES ARE TO BE CONNECTED TO EXISTING INTIATING AND NOTIFICATION CIRCUITS. FIELD VERIFY CIRCUIT CAPACITY.
3. ALL NEW CLOCKS ARE TO BE CONNECTED TO EXISTING CLOCK SIGNAL GENERATOR CIRCUITRY.
4. ALL NEW SPEAKERS AND CALL-IN DEVICES ARE TO BE CONNECTED TO EXISTING PA/INTERCOM CIRCUITRY SERVING THE PROJECT AREA.

Ⓧ KEY NOTES (NEW WORK)

1. RECONNECT EXISTING RECEPTACLE TO NEW CIRCUIT AS INDICATED.
2. INTERCEPT EXISTING HOMERUN TO PANEL LP3 AND PROVIDE NEW HOMERUN TO NEW PANEL PGA AS INDICATED.
3. FIELD VERIFY CANDELA LEVEL OF EXISTING STROBE AND RE-SET TO VALUE INDICATED AS NEEDED.
4. MOUNT DEVICE IN SURFACE WIREMOLD BOX. FEED WITH WIREMOLD V700 DOWN FROM CEILING.
5. NEW LOCATION FOR RELOCATED SECURITY CAMERA. EXTEND ALL EXISTING CABLING TO NEW LOCATION.
6. PROVIDE NEW HORN/STROBE IN LOCATION OF REMOVED FIRE ALARM STROBE, CONNECT TO EXISTING CIRCUITRY.
7. RECEPTACLE FOR DISPLAY CASE. COORDINATE EXACT LOCATION AND MOUNTING HEIGHT WITH ARCHITECT PRIOR TO ROUGH-IN.
8. RUN V700 WIREMOLD HORIZONTALLY BETWEEN THE TWO NEW DEVICES.
9. VENDING MACHINE RECEPTACLES. PROVIDE GFCI BREAKERS

Stantec

Stantec Architecture Inc.
11415 Isaac Newton Square
Reston, VA 20190-5005
Tel: (571) 521-7510
www.stantec.com

Copyright Reserved

The Contractor shall verify and be responsible for all dimensions. DO NOT scale the drawing - any errors or omissions shall be reported to Stantec without delay.
The Copyrights to all designs and drawings are the property of Stantec. Reproduction or use for any purpose other than that authorized by Stantec is forbidden.

Consultants

2rw CONSULTANTS INC.
100 10th Street NE, Ste. 202
Charlottesville, VA 22902
434.296.2116

100% CONSTRUCTION DOCUMENTS
05.11.17

Arlington Public Schools

Key Plan (NTS)

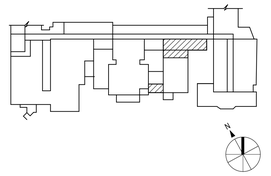

Revision	By	Appd	YYYY.MM.DD
⚠ ADDENDUM 1			05.25.17

Issued	By	Appd	YYYY.MM.DD
100% CONSTRUCTION DOCUMENTS			05.11.17
100% SCHEMATIC DESIGN			02.17.17

Permit-Seal

05.25.2017

COMMONWEALTH OF VIRGINIA
ADRIENNE MARIE HENDRICKSON
Lic. No. 33370
PROFESSIONAL ENGINEER

Client/Project
GUNSTON MIDDLE SCHOOL RENOVATION

Title
BASE BID - GROUND FLOOR PLANS - POWER - NEW WORK

Project No.	Scale
218320060/17108	1/4" = 1'-0"
Revision	Drawing No.
1	E103

C:\Users\MikeE\Documents\17108_E16_Gunston MS_Elect_BID_mike174.rvt
5/25/2017 10:47:26 AM

ORIGINAL SHEET - ARCH E1 (30"x42")

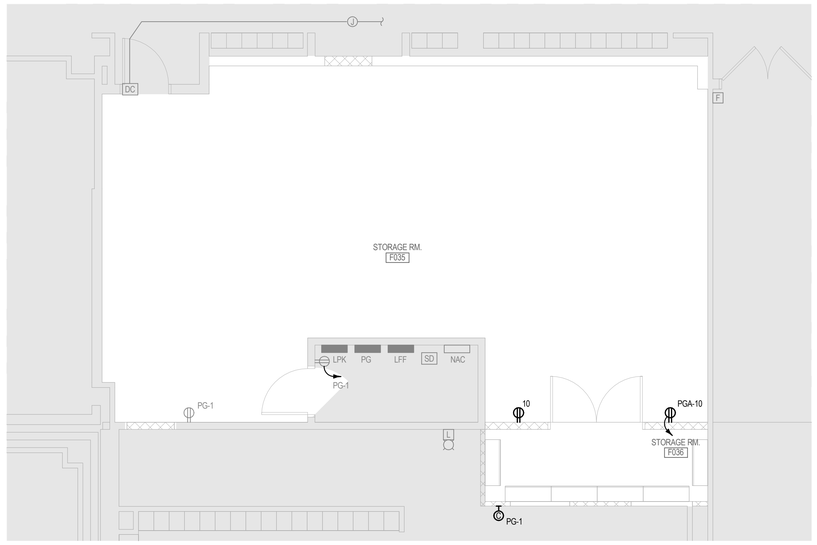

1 E100 E104 ALTERNATE 1 - GROUND FLOOR PLAN - POWER - NEW WORK

SCALE: 1/4" = 1'-0"

0 1' 2' 4' 8'

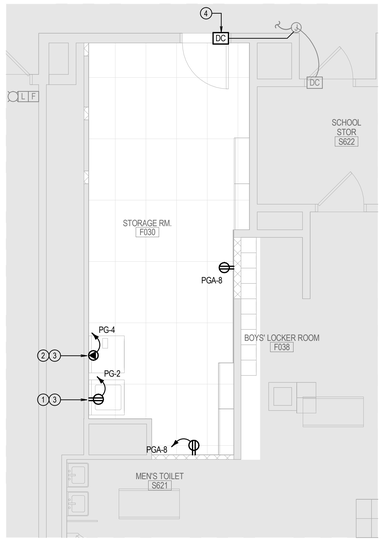

2 E100 E104 ALTERNATE 2 - GROUND FLOOR PLAN - POWER - NEW WORK

SCALE: 1/4" = 1'-0"

0 1' 2' 4' 8'

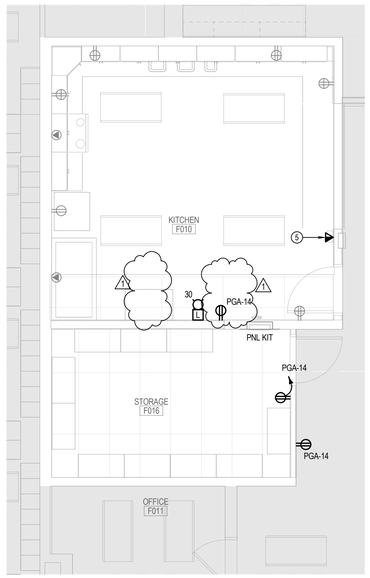

3 E100 E104 BASE BID - GROUND FLOOR PLAN - POWER - NEW WORK

SCALE: 1/4" = 1'-0"

0 1' 2' 4' 8'

GENERAL NOTES (NEW WORK)

1. ALL VOICE/DATA AND WIRELESS ACCESS POINT CABLING SHALL BE ROUTED BACK TO EXISTING RACKS IN ROOMS C012, L001,B102A OR 1105A. RUN TO CLOSEST ROOM. FIELD COORDINATE EXACT ROUTING.
2. ALL NEW FIRE ALARM DEVICES ARE TO BE CONNECTED TO EXISTING INTIATING AND NOTIFICATION CIRCUITS. FIELD VERIFY CIRCUIT CAPACITY.
3. ALL NEW CLOCKS ARE TO BE CONNECTED TO EXISTING CLOCK SIGNAL GENERATOR CIRCUITRY.
4. ALL NEW SPEAKERS AND CALL-IN DEVICES ARE TO BE CONNECTED TO EXISTING PA/INTERCOM CIRCUITRY SERVING THE PROJECT AREA.

(X) KEY NOTES (NEW WORK)

1. RECEPTACLE FOR WASHER. COORDINATE MOUNTING HEIGHT WITH EQUIPMENT INSTALLED.
2. PROVIDE 30A, 240V DRYER RECEPTACLE. COORDINATE RECEPTACLE TYPE AND MOUNTING HEIGHT WITH EQUIPMENT INSTALLED.
3. MOUNT DEVICE IN SURFACE WIREMOLD BOX. FEED WITH WIREMOLD V700 DOWN FROM CEILING.
4. PROVIDE NEW DOOR CONTACT AND CONNECT TO EXISTING SECURITY SYSTEM CIRCUITING. DOOR CONTACT TO MATCH EXISTING.
5. NEW LOCATION FOR RELOCATED TELEPHONE. PROVIDE VOICE JACK. COORDINATE MOUNTING HEIGHT WITH ARCHITECT.
6. NOT USED.
7. NOT USED.

Stantec

Stantec Architecture Inc.
11415 Isaac Newton Square
Reston, VA 20190-5005
Tel: (571) 521-7510
www.stantec.com

Copyright Reserved

The Contractor shall verify and be responsible for all dimensions. DO NOT scale the drawing - any errors or omissions shall be reported to Stantec without delay.
The Copyrights to all designs and drawings are the property of Stantec. Reproduction or use for any purpose other than that authorized by Stantec is forbidden.

Consultants

2rw CONSULTANTS INC.
100 10th Street NE, Ste. 202
Charlottesville, VA 22902
434.296.2116

100% CONSTRUCTION DOCUMENTS
05.11.17

Arlington Public Schools

Key Plan (NTS)

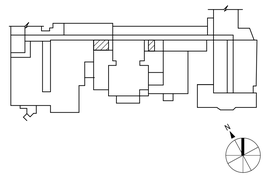

Revision	By	Appd	
⚠ ADDENDUM 1			05.25.17

YYYY.MM.DD

Issued	By	Appd	
100% CONSTRUCTION DOCUMENTS			05.11.17
100% SCHEMATIC DESIGN			02.17.17

YYYY.MM.DD

Permit-Seal

05.25.2017

COMMONWEALTH OF VIRGINIA
ADRIENNE MARIE HENDRICKSON
Lic. No. 33370
PROFESSIONAL ENGINEER

Client/Project

GUNSTON MIDDLE SCHOOL RENOVATION

Title

BASE BID, ALT 1 & 2 - GROUND FLOOR PLANS - POWER - NEW WORK

Project No. 218320060/17108

Scale 1/4" = 1'-0"

Revision 1

Drawing No. **E104**

C:\Users\MikeR\Documents\17108_E16_Gunston MS_Elect_BID_mikeR4.rvt
5/25/2017 11:55:46 AM

ORIGINAL SHEET - ARCH E1 (30"x42")