


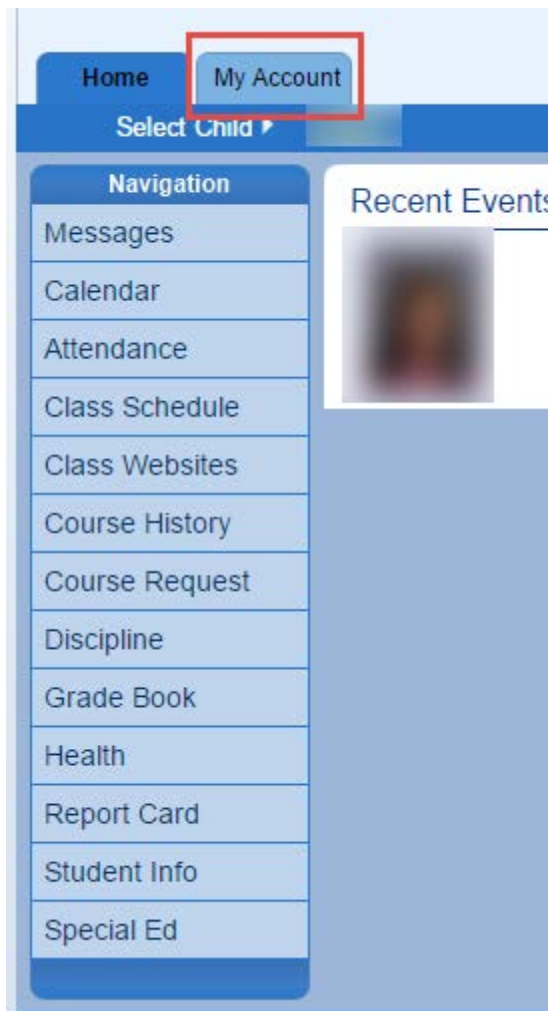
Change Password

1. **Log into ParentVUE:** <https://vue.apsva.us/>
2. Click **I am a Parent**
3. **Current or returning users**, enter your username and password, Click **Login**.

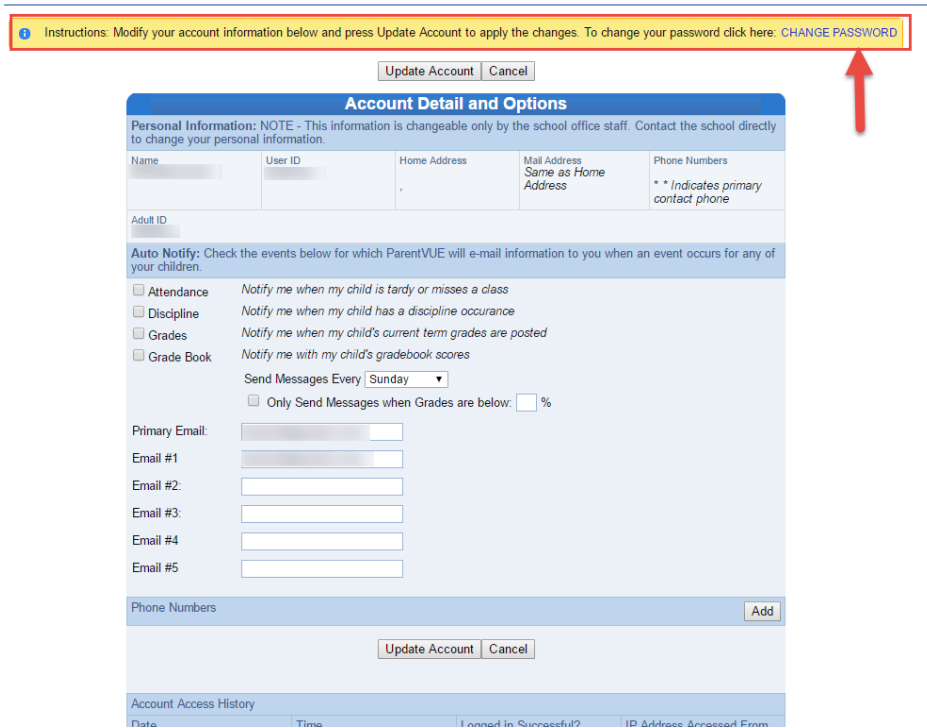
WELCOME TO THE 2018-2019 SCHOOL YEAR Beginning September 4, 2018, Parents will be able to update student and opt-out information for the 18-19 school year. To Change your password, Click the "Forgot Your password? Click here." link below. Thank you, APS Department of Information Services.

Login	Activate My Account
<p>User Name: <input type="text"/></p> <p>Password: <input type="password"/></p> <p><input type="button" value="Login"/></p> <p>Forgot your password? Click here.</p>	<p></p> <p>I have an activation key and need to create my account>></p>

4. In ParentVUE, Click on the **My Account tab** in the upper left corner.



- In the yellow banner, click the **CHANGE PASSWORD** link.



Instructions: Modify your account information below and press Update Account to apply the changes. To change your password click here: **CHANGE PASSWORD**

Update Account Cancel

Account Detail and Options

Personal Information: NOTE - This information is changeable only by the school office staff. Contact the school directly to change your personal information.

Name	User ID	Home Address	Mail Address Same as Home Address	Phone Numbers * * Indicates primary contact phone

Adult ID

Auto Notify: Check the events below for which ParentVUE will e-mail information to you when an event occurs for any of your children.

- Attendance *Notify me when my child is tardy or misses a class*
- Discipline *Notify me when my child has a discipline occurrence*
- Grades *Notify me when my child's current term grades are posted*
- Grade Book *Notify me with my child's gradebook scores*

Send Messages Every Sunday

Only Send Messages when Grades are below: %

Primary Email:

Email #1:

Email #2:

Email #3:

Email #4:

Email #5:

Phone Numbers Add

Update Account Cancel

Account Access History

Date	Time	Logged In Successful?	ID Address	Accessed From

- Enter your **Current Password**, Type the **New Password** (at least 6 characters), twice to confirm, then press the **CHANGE PASSWORD** button.



CHANGE PASSWORD

To change your password, enter your current password, new password, type the new password again to confirm, then press the Change Password button.

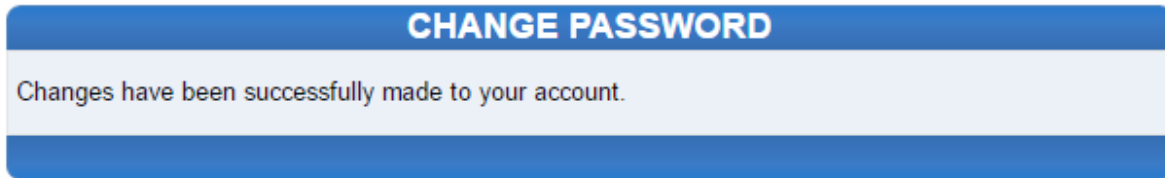
Current Password:

New Password:

Confirm New Password:

CHANGE PASSWORD Cancel

7. You will see the following screen once your password had been successfully changed.
-



[Click here to go back to My Account](#)

[Click here to go back to ParentVUE home page](#)