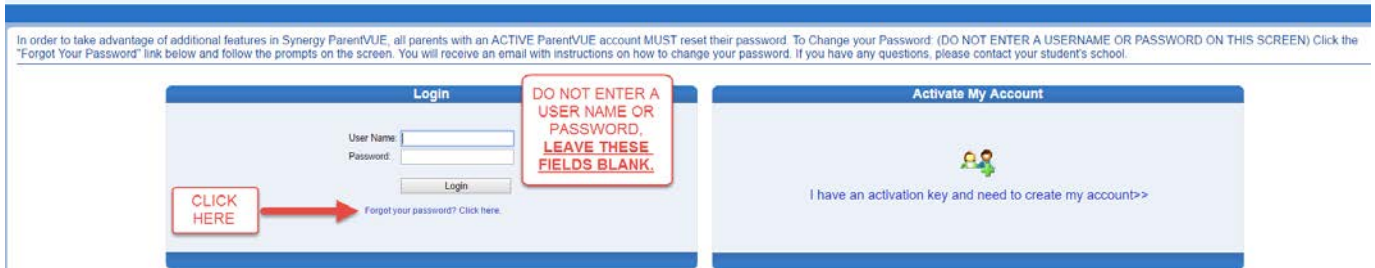


Password Recovery

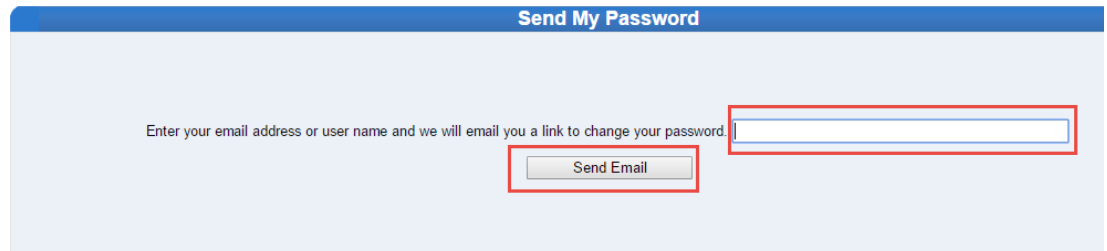
1. Log into ParentVUE: <https://vue.apsva.us/>
2. Click I am a Parent
3. Click **Forgot your password? Click here**

Note: (DO NOT ENTER A USERNAME OR PASSWORD ON THIS SCREEN)




4. Enter the primary email address you used when setting up your account. Click the **Send Email** button.

Forgotten Password



5. A message will be sent to your primary email account with a link to change your password. Click the **Click here to change password** link in the email.

ParentVue Password Reminder



We received a request for the password associated with this email address. If you did not request to have the password reset please contact our district office at [redacted].

The username for this account is: [redacted]

[Click here to change password.](#)

Thank you for using Arlington Public Schools ParentVUE and StudentVUE web portal. We hope it helps you monitor your student's progress. If you ever have any questions or suggestions for improvement please do not hesitate to contact us at access@apsva.us.

6. Enter your current **First** and **Last Name** (must match name on account), type the **New Password** (at least 6 characters), twice to confirm, then press the **CHANGE PASSWORD** button.

CHANGE PASSWORD

To change your password, enter your current First and Last Name (must match name on account), type the new password twice to confirm, then press the Change Password button.

User Name	taylorr26
First Name	<input type="text" value="Billy"/>
Last Name	<input type="text" value="Turtle"/>
New Password:	<input type="password" value="....."/>
Confirm New Password:	<input type="password" value="....."/>

7. You will see the following screen once your password had been successfully changed.

CHANGE PASSWORD

Changes have been successfully made to your account.

[Click here to go back to ParentVUE home page](#)