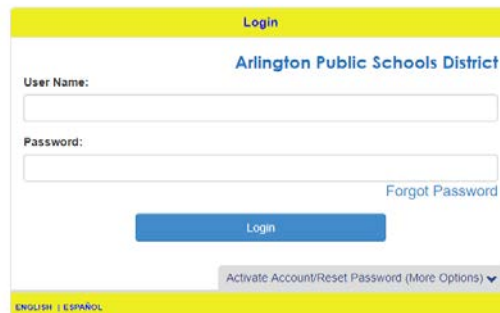


## Interim Progress Reports & Report Cards in ParentVUE and StudentVUE

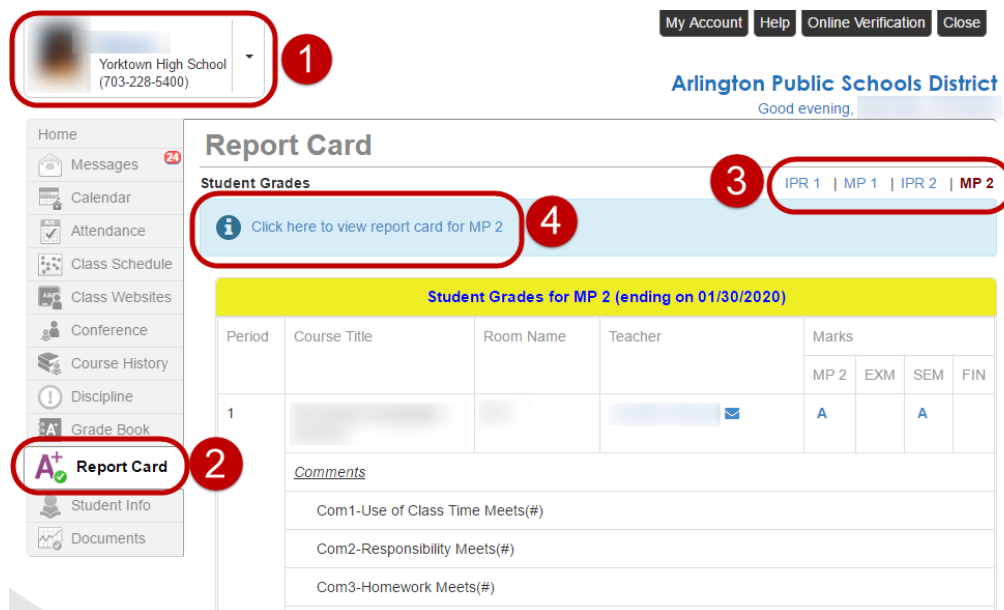
Families and students may access PDFs of Interim Progress Reports (IPR) and Report Cards or using ParentVUE and StudentVUE. Interim Progress Reports (**middle and high school students only**) and Report Cards are accessible in the **Report Card** area and in the **Documents** area of both ParentVUE and StudentVUE. This guide covers viewing your student's Interim Progress Report (IPR) or Report Card in the ParentVUE web application.

Log into ParentVUE:  
<https://vue.apsva.us>

Click **I am a parent**.  
 Enter your **User Name** and **Password**.  
 Click **Login**.



To access Alternative Progress Reports for Elementary Schools, as well as interims and report cards at all secondary schools in the Report Card area of ParentVUE:

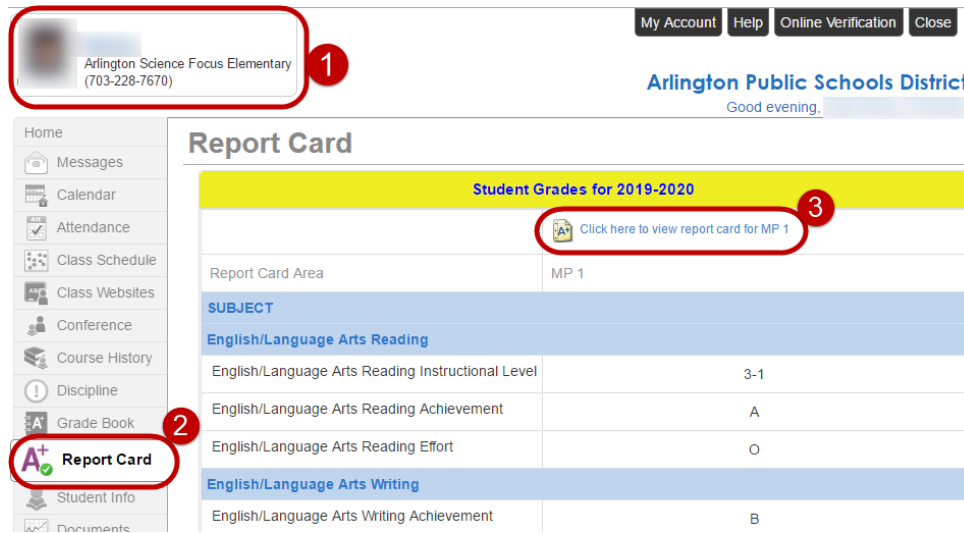


- 1 Click the drop down in the upper left corner and select your **student**.
- 2 Click **Report Card**.
- 3 Select the correct **Marking Period** on the right.

*Note: IPR1 is Interim Progress Report for quarter one. MP1 is the quarter one report card. Only Secondary Schools receive IPRs (except H-B Woodlawn). Marking periods are not available to select until PDFs have been generated and posted per the School Calendar Narrative available on the APS website.*

- 4 Click the **Link** in the blue box to view the Interim Progress Report (IPR) or Report Card that you want to download.

To access Traditional Report Cards for Elementary Schools in the Report Card area of ParentVUE:



1

2

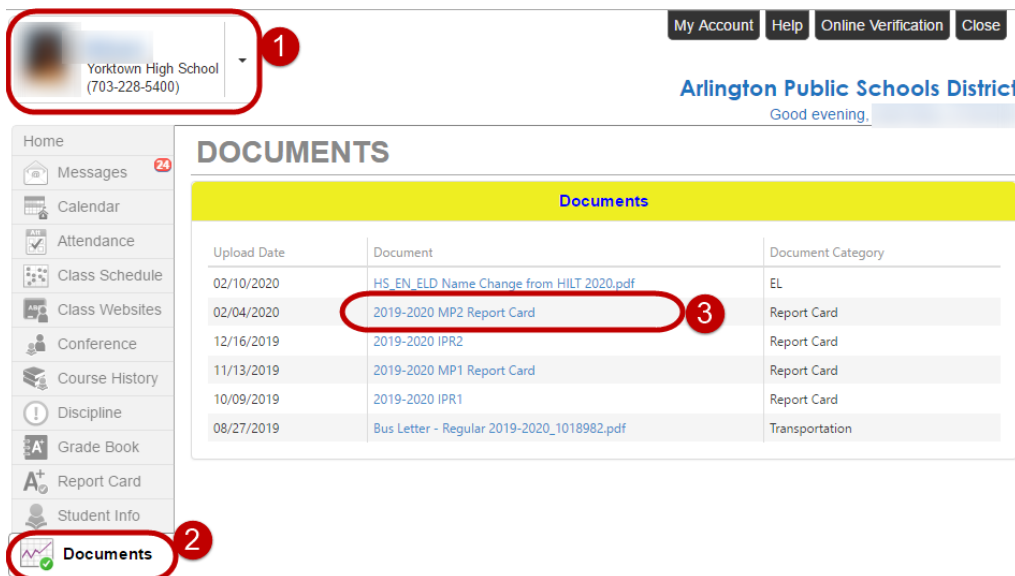
3

Student Grades for 2019-2020		
Report Card Area	MP 1	
<b>SUBJECT</b>		
<b>English/Language Arts Reading</b>		
English/Language Arts Reading Instructional Level	3-1	
English/Language Arts Reading Achievement	A	
English/Language Arts Reading Effort	O	
<b>English/Language Arts Writing</b>		
English/Language Arts Writing Achievement	B	

- 1 Click the drop down in the upper left corner and select your **student**.
- 2 Click **Report Card**.
- 3 Click the **Link** at the top of the column to download the Interim Progress Report (IPR) or Report Card.

*Note: MP1 is the quarter one report card. Additional columns will be added for each Marking Period. Marking periods are not available to select until PDFs have been generated and posted per the School Calendar Narrative available on the APS website.*

To access Interim Progress Reports, Report Cards and other files attached to your student’s record in the Documents area:



1

2

3

Documents		
Upload Date	Document	Document Category
02/10/2020	<a href="#">HS_EN_ELD Name Change from HILT 2020.pdf</a>	EL
02/04/2020	<a href="#">2019-2020 MP2 Report Card</a>	Report Card
12/16/2019	<a href="#">2019-2020 IPR2</a>	Report Card
11/13/2019	<a href="#">2019-2020 MP1 Report Card</a>	Report Card
10/09/2019	<a href="#">2019-2020 IPR1</a>	Report Card
08/27/2019	<a href="#">Bus Letter - Regular 2019-2020_1018982.pdf</a>	Transportation

- 1 Click the drop down in the upper left corner to select your **student**.
- 2 Click **Documents**.
- 3 Click the **Link** for the Interim Progress Report (IPR), Report Card or any other document that you want to download.