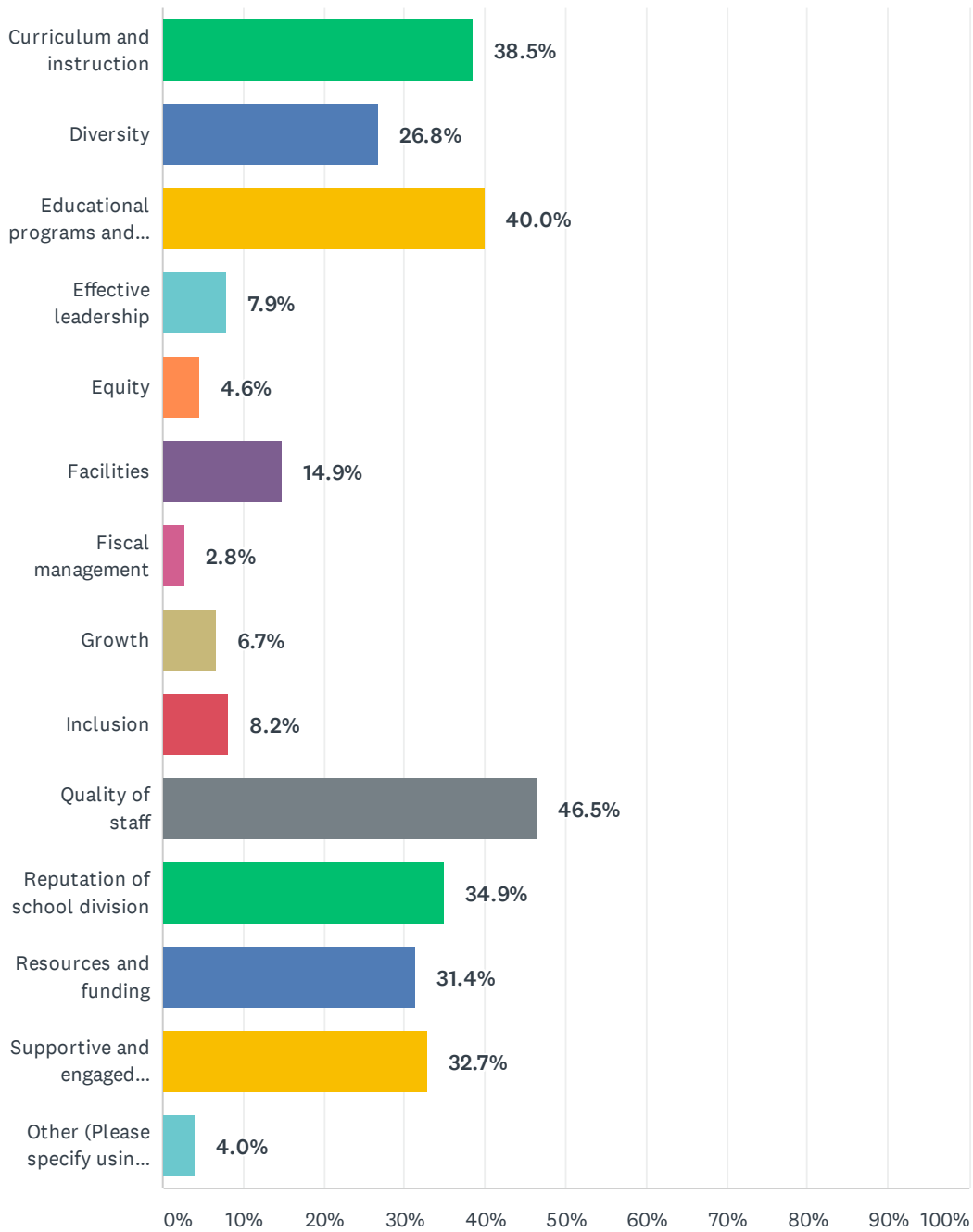


Q1 Select from the list below the THREE (3) most significant strengths of Arlington Public Schools.

Answered: 1,814 Skipped: 0

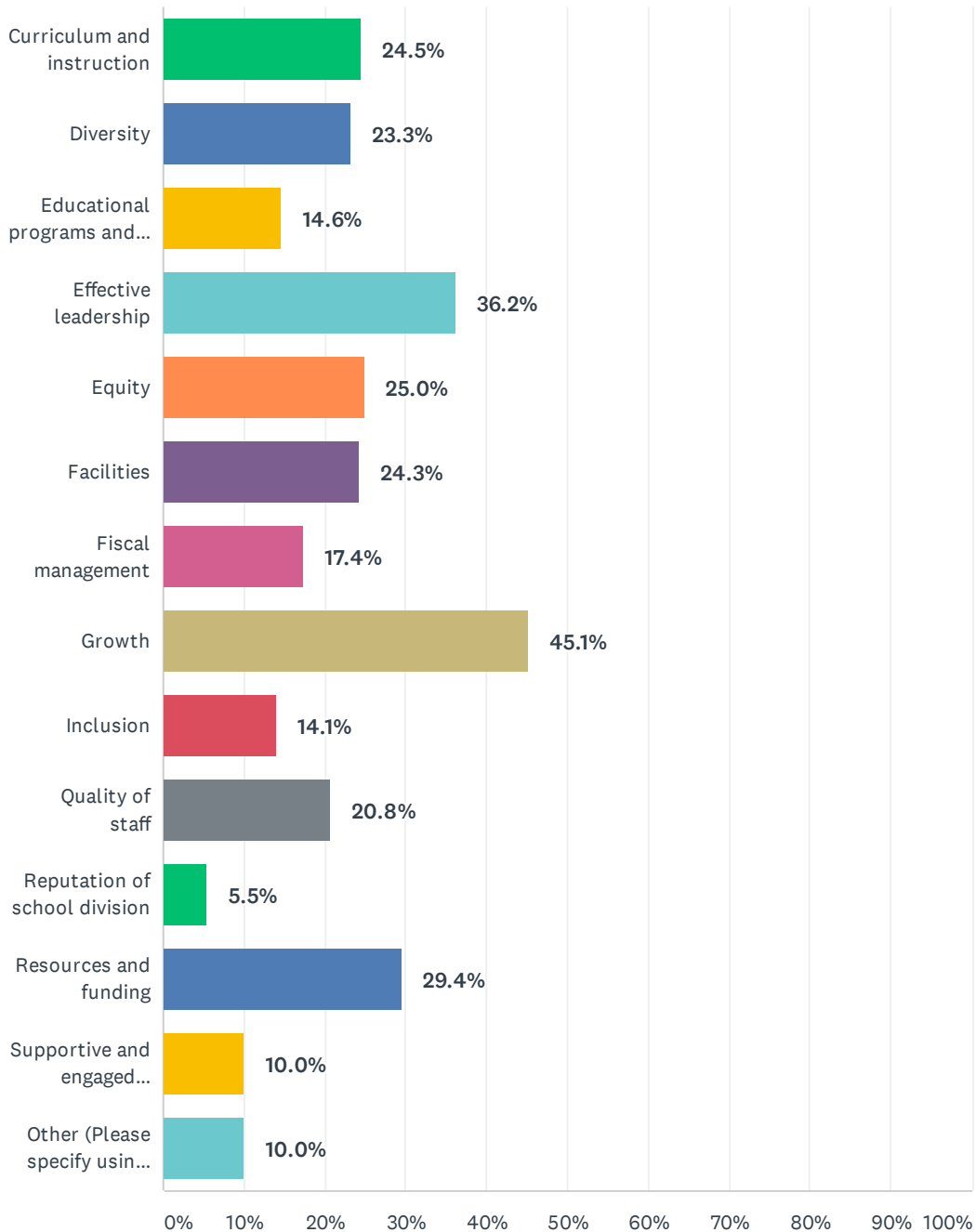


Superintendent Search Survey

ANSWER CHOICES	RESPONSES	
Curriculum and instruction	38.5%	699
Diversity	26.8%	487
Educational programs and options	40.0%	726
Effective leadership	7.9%	144
Equity	4.6%	84
Facilities	14.9%	271
Fiscal management	2.8%	51
Growth	6.7%	121
Inclusion	8.2%	148
Quality of staff	46.5%	843
Reputation of school division	34.9%	633
Resources and funding	31.4%	569
Supportive and engaged community	32.7%	594
Other (Please specify using no more than 75 characters.)	4.0%	72
Total Respondents: 1,814		

Q2 What do you consider to be the THREE (3) most important issues, challenges, or concerns facing Arlington Public Schools in the next five years?

Answered: 1,814 Skipped: 0

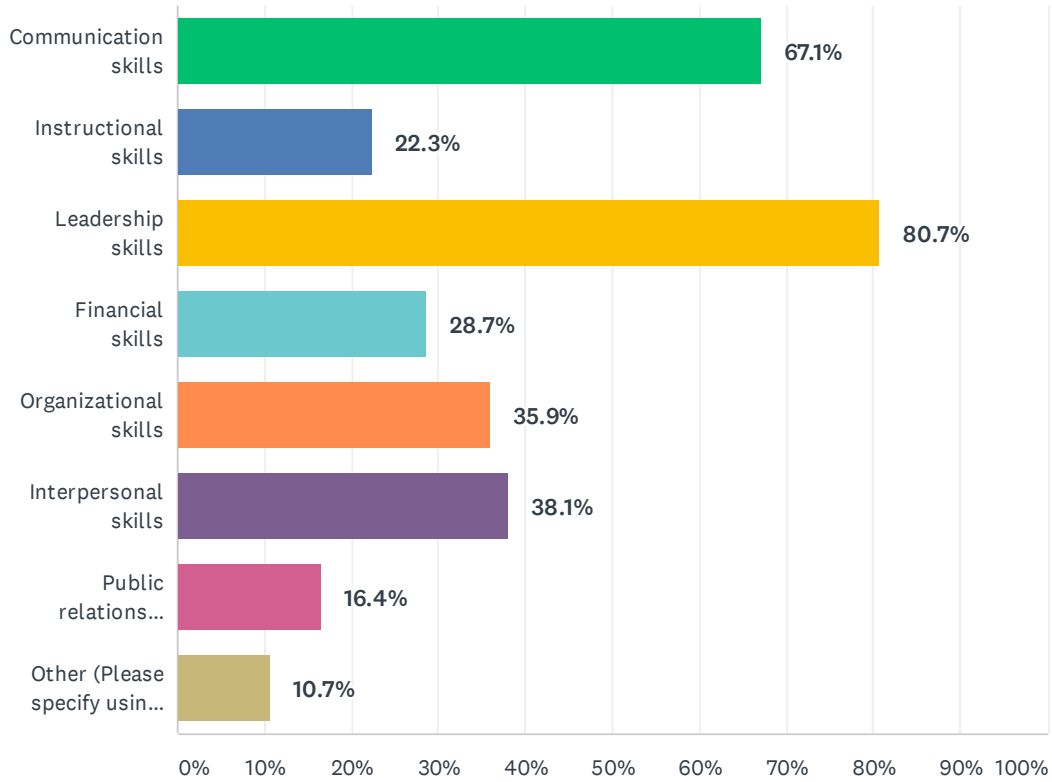


Superintendent Search Survey

ANSWER CHOICES	RESPONSES	
Curriculum and instruction	24.5%	444
Diversity	23.3%	423
Educational programs and options	14.6%	264
Effective leadership	36.2%	656
Equity	25.0%	453
Facilities	24.3%	440
Fiscal management	17.4%	316
Growth	45.1%	818
Inclusion	14.1%	255
Quality of staff	20.8%	377
Reputation of school division	5.5%	100
Resources and funding	29.4%	534
Supportive and engaged community	10.0%	181
Other (Please specify using no more than 75 characters.)	10.0%	181
Total Respondents: 1,814		

Q3 Select from the list below the THREE (3) most important skills you would like a superintendent to have:

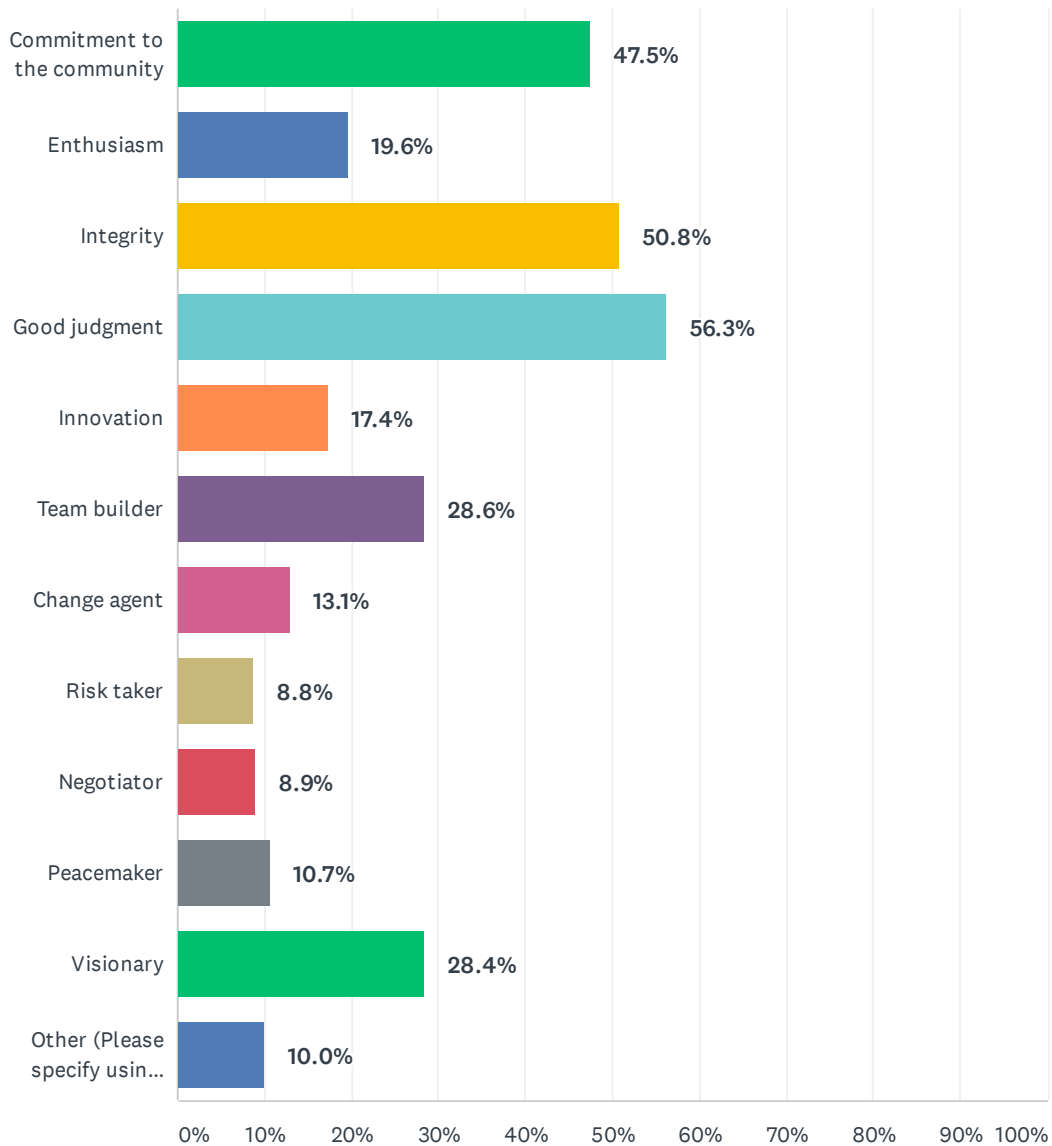
Answered: 1,814 Skipped: 0



ANSWER CHOICES	RESPONSES	
Communication skills	67.1%	1,218
Instructional skills	22.3%	405
Leadership skills	80.7%	1,463
Financial skills	28.7%	521
Organizational skills	35.9%	651
Interpersonal skills	38.1%	691
Public relations skills	16.4%	298
Other (Please specify using no more than 75 characters.)	10.7%	195
Total Respondents: 1,814		

Q4 Select from the list below the THREE (3) most important characteristics you would like a superintendent to exhibit:

Answered: 1,814 Skipped: 0



Superintendent Search Survey

ANSWER CHOICES	RESPONSES	
Commitment to the community	47.5%	861
Enthusiasm	19.6%	356
Integrity	50.8%	921
Good judgment	56.3%	1,021
Innovation	17.4%	316
Team builder	28.6%	518
Change agent	13.1%	237
Risk taker	8.8%	159
Negotiator	8.9%	162
Peacemaker	10.7%	194
Visionary	28.4%	515
Other (Please specify using no more than 75 characters.)	10.0%	182
Total Respondents: 1,814		

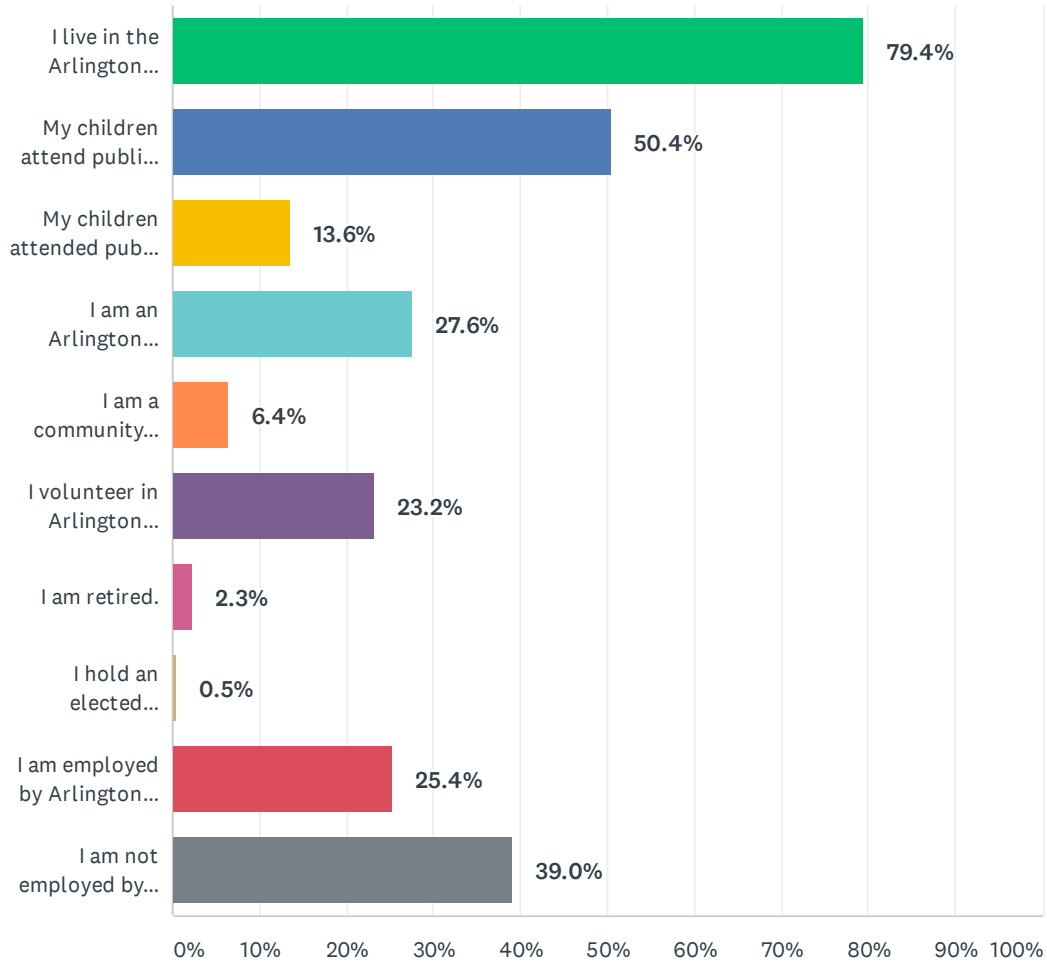
Q5 For each of the items below, indicate whether you believe the item is either extremely important, important, or not important in the new superintendent:

Answered: 1,807 Skipped: 7

	EXTREMELY IMPORTANT	IMPORTANT	NOT IMPORTANT	TOTAL
Experience as a superintendent with a proven record of success	35.3% 634	52.2% 939	12.5% 225	1,798
Experience as a superintendent in a district of similar size	20.9% 375	50.1% 901	29.0% 522	1,798
Experience as an assistant superintendent	17.4% 310	52.4% 931	30.2% 536	1,777
Experience as a district level administrator	23.4% 415	52.0% 922	24.6% 436	1,773
Experience as a principal	37.4% 659	47.5% 837	15.1% 266	1,762
Experience as a classroom teacher	53.9% 964	34.3% 613	11.9% 212	1,789
Experience in a multi-cultural environment	60.2% 1,077	29.8% 533	10.0% 179	1,789
Experience in community engagement	59.0% 1,059	35.8% 642	5.2% 93	1,794
Experience in finance	35.9% 642	54.0% 965	10.1% 180	1,787
Experience in Human Resources	25.9% 462	55.0% 983	19.1% 342	1,787
Experience in instruction	47.7% 852	44.9% 801	7.4% 132	1,785
Experience in facility construction and management	22.4% 400	51.4% 919	26.3% 470	1,789
Experience with technology in instruction	23.3% 416	53.6% 958	23.2% 414	1,788
Experience in strategic planning	57.4% 1,032	38.3% 689	4.3% 78	1,799
Doctorate degree	14.3% 256	39.3% 701	46.4% 827	1,784

Q6 Please indicate all which apply to you:

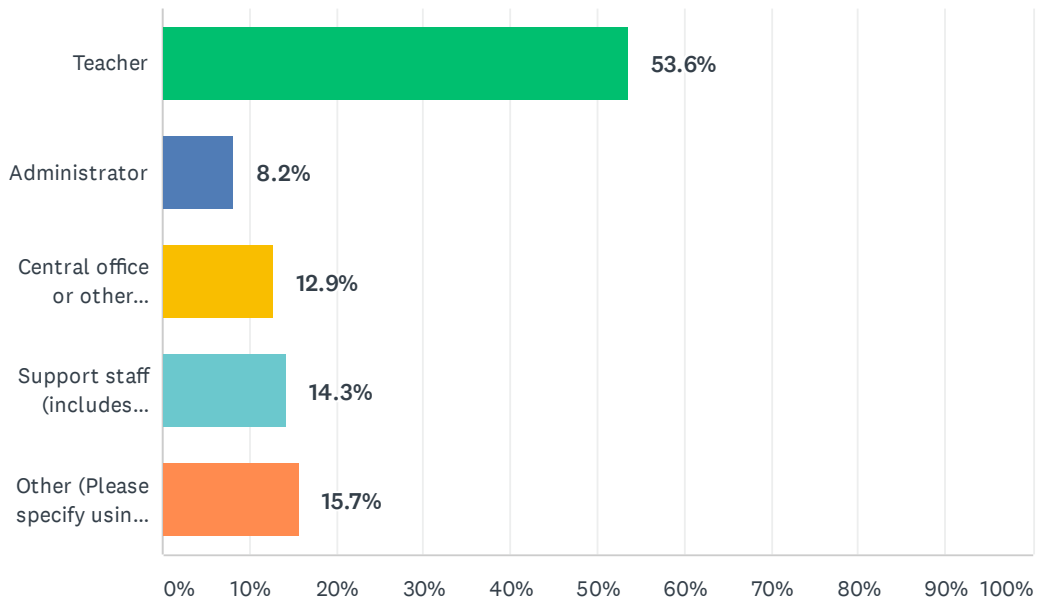
Answered: 1,806 Skipped: 8



ANSWER CHOICES	RESPONSES	
I live in the Arlington Public Schools attendance area.	79.4%	1,434
My children attend public school in Arlington.	50.4%	910
My children attended public school in Arlington.	13.6%	245
I am an Arlington Public Schools student.	27.6%	498
I am a community member and represent a current non-child household.	6.4%	116
I volunteer in Arlington Public Schools.	23.2%	419
I am retired.	2.3%	41
I hold an elected political office.	0.5%	9
I am employed by Arlington Public Schools.	25.4%	459
I am not employed by Arlington Public Schools.	39.0%	705
Total Respondents: 1,806		

Q7 If you are employed by Arlington Public Schools, please specify your position:

Answered: 498 Skipped: 1,316



ANSWER CHOICES	RESPONSES	
Teacher	53.6%	267
Administrator	8.2%	41
Central office or other certified staff	12.9%	64
Support staff (includes school based administrative assistant, instructional assistant, custodian, bus driver, food service staff, extended day staff, maintenance staff)	14.3%	71
Other (Please specify using no more than 75 characters.)	15.7%	78
Total Respondents: 498		