

# APS Visual Art

## Grades K-2 Choice Board

→ Directions: Select at least one activity to complete each week.  
Color the box when you have completed that activity.

### Spread Some Kindness

Think about the community helpers who provide services for you & your family. There are mail carriers, package deliverers, sanitation workers, and more. Think also about your neighbors that could use some kindness right now. **Let's create signs that can spread kindness to them!** You could put a sign up in your front window, or tape a sign to your trash/recycling bins, or even inside your mailbox to let these community helpers know how much you appreciate them. You could also tape a sign to a neighbor's door to brighten their day. Let's use your art skills to spread joy! **Famous Artist Connection:** Vincent van Gogh (the artist most famous for his painting of "The Starry Night") truly appreciated his mail carrier. He even painted portraits of him




### Loopy Line Fish Lesson

\*Today you will use the element of line to create an underwater drawing.

\* Here are two examples where artists turned the loops of their lines into fish. What other types of undersea creatures or objects might you be able to add to your drawing?



- Use a pencil to draw one long LOOPY line all the way across your paper.
- Turn the loops of your line into fish or other sea creatures.
- You can trace the line and outline your fish with a marker or crayon.
- Color your fish and background with markers or crayons.



These pictures might help you come up with your own ideas of things to add:




### Under the Sea

Coral reefs are important habitats for our ocean's wildlife. How many different kinds of fish in this reef can you find in this picture?



Draw a fish

1. Follow the steps to draw a fish.
2. Draw as many kinds of fish as you'd like.
3. Add details that describe the fish's habitat: (ex: Rocks, coral, seaweed, shells, other sea animals)
4. Add color.



## At Home Drawing Prompts

Directions: Using a pencil or any art supply you wish at home, choose one or two drawing prompts below each week to practice your creativity.

- Draw a creature using only **lines**
- Fill your entire paper with different types of **shapes**. You can combine shapes and connect them to create a picture.
- Use at least 6 different colors to draw your favorite food. If your favorite food only has one color, design a plate or bowl around it that will fit your food.
- Draw the **space** in your room, a room in your house, or a room for a mouse
- Draw something 3-dimensional.

## A View From My Room

After viewing the artworks below for inspiration and considering the questions, **create a drawing of a room**. Your drawing may be realistic, describing an actual room in your house, or an imaginary room that you wish existed in your home. Use any art material (crayon, colored pencil, regular pencil, marker) on paper.

- What is the first thing you notice in this room?
  - What kind of room is this?
  - Does this room look realistic or imaginary? How do you know?
- Would you like a room like this in your house? Why or why not?

**Art Inspiration #1:** Bedroom at Arles, Vincent Van Gogh



**Art Inspiration #2:** Racetrack Room, Chris Van Dusen




## Kadinsky Circle Art

**Materials:** crayons and watercolors(\*if you have them)




\*First talk about what you see in painting. \*What colors do you see? What shapes do you see? \*Next on a square piece of paper draw concentric circles. Start with a small circle in the center, then draw another circle around that circle and continue until you get to the edge of the paper.\* Color in each circle a different color. \*If you have watercolor paint over the crayon to make it look more vibrant. Think about making multiples and joining them together to make a work of art similar to Kandinsky. Also think about trying different shapes like stars or hearts.



## Draw a Comic Strip

Draw an original comic strip! Start with a piece of paper to make a comic strip grid (like below).

Create a beginning, middle and end to the action. Add details: color in & come up with a title.



## Time with My Family

Looking at the artwork below for inspiration, consider the question: What is something special I do with my family? Draw a picture of a special activity your family does or place you visit together. Who is there? What do you see there? What are you doing? Use paper and any drawing material - pencil, crayons, marker, etc. to create your art.



## Primary Colors

\*The Primary Colors are the colors from the color wheel that cannot be created by mixing colors.

**PRIMARY COLORS**



Draw something that is **RED**

Draw something that is **YELLOW**

Draw something that is **BLUE**

