



APS Music

Grades 3-5 Choice Board

→ Directions: Select at least one activity to complete each week. Color the box when you have completed that activity.

<p style="text-align: center;">Music and Sound</p> <p>*Go to this link to learn all about sound. Click on each picture to learn more about each section.</p> <p>*View the video called "Cymatics." It shows some ways sound can actually be seen!</p> <p>*Go to Chrome Music Lab and click on the sound waves section. Explore what high/low notes do to the sound waves.</p> <p>*What do you notice about how the sound waves move when you play the lowest note? The highest note? One in the middle?</p>	<p style="text-align: center;">Wintergatan - Marble Machine (music instrument using 2000 marbles)</p> <p>*click and listen to the musical link above of "Wintergatan"</p> <p>*List some of the instruments you can see and hear on the machine</p> <p>*If you could give the marble machine another name what would you call it?</p> <p>* What is your favorite part of the song?</p> <p>*How do you think the instrument works? How do you think the different sounds are made?</p> <div style="text-align: center;">  </div>	<p style="text-align: center;">Sound Carpet with Poetry</p> <p>*Create a "carpet" (or background) of sound to accompany a chosen poem.</p> <p>*Decide on appropriate instruments & sounds to reflect the emotions and theme of the chosen poem.</p> <p>*Make creative use of "found instruments."</p> <p>*Once you've chosen a poem, look around your house and see what materials you can find that would work well as an instrument for your chosen poem. Some ideas to get you started: tap a pot or bowl with a wooden spoon, rustle papers together-Jingle coins together or scrape a pencil on the edge of a table</p> <p>*Decide on a form for your piece. Some questions to consider: Are you going to begin by reading the poem? Do you want to provide an instrumental introduction to set the mood? Will you play your instrument(s) while saying the poem? How many times will you recite the poem? How will you end your piece?</p> <p>*Consider adding musical elements to your performance that will enhance the experience for you and your audience. The following elements can be very effective in a performance: Tempo (the speed of the piece), Dynamics (the volume of the piece), Timbre (the different kind of sounds you can make with instruments and your voice) Texture (how many layers of sound you have in your piece)</p> <p>*Practice, practice, practice</p>
<p style="text-align: center;">20 Second Hand Washing Song</p> <p>*Write a 20-second song that you can sing while washing your hands!</p> <p>*There have been a wide-range of songs created to encourage people to wash their hands for the correct amount of time. Now it's your turn. The only hard requirement is that your song needs to be 20 seconds long. Use the attached checklist to guide your composition.</p>	<p style="text-align: center;">*Create a Piece with Ostinati (a continually repeated musical phrase or rhythm)</p> <p>*Go to Incredibox and choose the version you would like to try first.</p> <div style="text-align: center;">  </div> <p>*Click the Play button in the</p>	<p style="text-align: center;">Melodic & Rhythmic Bouquet</p> <p>*Make a list of all the spring & summer flowers you can think of (tulips, daffodils, sun flowers, rose, etc)</p> <p>*Designate a 2 beat rhythm to go along with each flower using quarter notes, eighth notes or half note.</p> <p>*add pitches using do, re, mi, sol, la to your flower rhythms</p> <p>*combine 2-4 of your flowers to</p>

Step 1: Decide - do you want to take an old melody and add your own words, or write your own melody with your own words?

Step 2: What kind of accompaniment do you want to use? Will you use an ostinato (or two? or more?), will your song have a color part? Since you're at home, what kind of "instruments" can you use that are laying around your house?

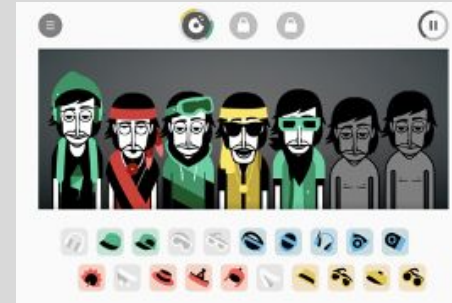
Step 3: Will your song have a B section? Will it be sung, or maybe spoken like a rap? Maybe you could incorporate your band/orchestra instrument or recorder!!

Step 4: How will you put your song together? Will you have your family members play your ostinato/color parts? Will you record yourself in an app like GarageBand?

center at the bottom of the screen



*Drag the icons at the bottom of the screen onto the singers to **layer** the **ostinati** and create interesting music!



*Complete the circles to unlock bonus interlude videos!

make your melodic & rhythmic bouquet

- * Sing and record your musical bouquet.
- * Can you try some different combinations?



[Alpha Four Body Percussion](#) by Jim Solomon

Click the link above to learn this great **body percussion** piece. Although there are only 2 sections given, it is meant to be in ABA form. The Clapping section is A, and the section that includes snapping is B.

- *Can you perform this as an ABA?
- *Can you create a Rondo (ABACA) by creating your own, improvised C section?

Cup Game

[Cup Game Tutorial](#)

[Cup Game with lyrics, music, and movements](#)

Did you ever want to learn to play the cup game? Here are some great tutorials to learn to play them on your own or with a friend! The first video shows you how to break down the movements. The second shows you how the song, "When I'm Gone," fits in with the game. It also shows you what the rhythm of the cup game looks like, and how it fits with the melody. It creates a Complimentary Rhythm, a rhythm that fills in the empty places in the melody.

[Chrome Music Lab](#)

- *Click on the chrome music lab link above
- *Click on the songmaker icon. Tap different squares to create a repeating sound
- *Change the instruments at the bottom of the page (marimba, piano, strings, woodwind or synth)
- *At the bottom there are dots that sound like percussion instruments. Change the percussion sounds next to the button and see which sounds you like best! (Electronic, blocks, kit or conga)
- *To save your composition, press the button on the bottom right of the page and copy the link.

