

**Arlington Public Schools**  
**Arts Education**

**FINE ARTS APPRENTICE PROGRAM APPLICATION 2021-2022**

Information Only (Application and Forms available online)

(1/2 Credit, 75 hours an academic year)

**The Fine Arts Apprentice Program** provides specialized experiences beyond the regular art, music and drama curriculum for selected high school students (rising 10<sup>th</sup>, 11<sup>th</sup>, or 12<sup>th</sup> graders). Opportunities for students may include ensemble works, master classes, attendance at professional rehearsals and performances, museum courses, small group instruction, seminars, exhibit and performance opportunities.

**Requirements and Expectations:** Students accepted into the Fine Arts Apprentice Program are expected to participate in their school's arts education program (when possible) and are **required to**

- attend a September/October introductory meeting
- attend quarterly Apprentice Program meetings
- submit quarterly arts participation logs/reflection (must log 75 hours throughout the year)
- participate in the annual spring recital-exhibit
- must attend a minimum of two Apprentice organized ticketed events and/or workshops.
- Theatre Apprentices only: Attend all workshops and performances arranged through Signature Theatre. A calendar will be sent in August.

Students selected for the Apprentice Program receive a pass/fail grade and a 1/2 credit for a minimum of 75 hours of arts experience outside the school course requirements. These opportunities take place out of the school day and are often offered in the evenings and on weekends. Students are able to select opportunities of interest that work with their school commitments and extra-curricular activities.

**Students eligible** to apply for the Apprentice Program are rising tenth, eleventh, and twelfth graders (**rising twelfth graders are only eligible if they have completed Fine Arts Apprentice I or Fine Arts Apprentice II or with special approval**) who demonstrate outstanding achievement in and commitment to **visual arts, music, dance**, and/or **theatre** and are enrolled in an Arlington Public School. Selection is competitive.

**Completed applications** with supporting materials must be **submitted by Wednesday, April 14, 5:30 p.m.**

**SUBMIT ONLINE:**

<https://tinyurl.com/3mmv5fgn>

**TO APPLY** All interested students, including those who were in a previous year's Apprentice Program, need to:

- Step 1: Complete the **application form** (online)
- Step 2: Submit **supporting materials** according to the directions on the attached sheet, "Supporting Materials."
- Step 3: Provide at least **One** recommendation (you may have 2 submitted) Please use online form – no letters accepted.
  - Please have either a teacher at your high school, any subject area (character recommendation) and/or from a professional in your arts area (this professional may be your school art, music, or theatre teacher or a private teacher)

## SELECTION PROCESS

**The selection process** includes a preliminary review of the submitted materials to determine the candidates selected for a final interview. Candidates that are selected will attend an interview with a committee composed of arts education staff and area arts professionals. Students selected for the 2021-2022 Fine Arts Apprentice Program will be notified after all auditions/interviews are completed.

### **Important Dates – Fine Arts Apprentice Application 2021-22**

#### **Apprentice Information Available Online**

<b>Wed, April 14, 2021</b>	Application and supporting materials due (online/electronically)
<b>Wed, May 5, 2021</b>	Students selected for final interview notified via email
<b>Wed, May 12, 2021</b>	Interviews begin
<b>Friday, May 21, 2021</b>	All students notified for the 2021-22 Fine Arts Apprentice (via email)

# How to Apply for the Fine Arts Apprentice Program

**STEP 1: Complete online application**, <https://tinyurl.com/3mmv5fgn>

**STEP 2: Upload/share work sample documents (Google Docs):**

1. Music, Theater, Dance

- \* Upload your work sample file(s) to your google drive
- \* Upload resume of training & experience

2. Visual Arts

- \* Upload your powerpoint OR
- \* Create google presentation using your images and artists' statement  
([see sample](#))

**FOR ALL: BE SURE your name is clearly attached to file (in file name or content)**  
You will receive an email confirmation (using the email address provided in application).

## **How to Upload/Share Google Docs**

Upload: [How to upload files to google drive](#)

Share: [How to share your electronic files \(video, mp3, presentation w/images\) - e portfolio](#)

**\*\*\*IMPORTANT: SHARE all files with:**  
[Kelly.breedlove@apsva.us](mailto:Kelly.breedlove@apsva.us)

**STEP 3: [Have One or Two people submit recommendations \(using online form: http://ow.ly/rJSUg\)](#) :**

- \* ONE from a teacher at your high school, any subject area  
(character recommendation) **AND/OR**
- \* ONE from a professional in your arts area. (This professional may be your school art, music, or theatre teacher or a private teacher)


**Questions? Contact Kelly Breedlove - 703.228.6171 or [Kelly.breedlove@apsva.us](mailto:Kelly.breedlove@apsva.us)**

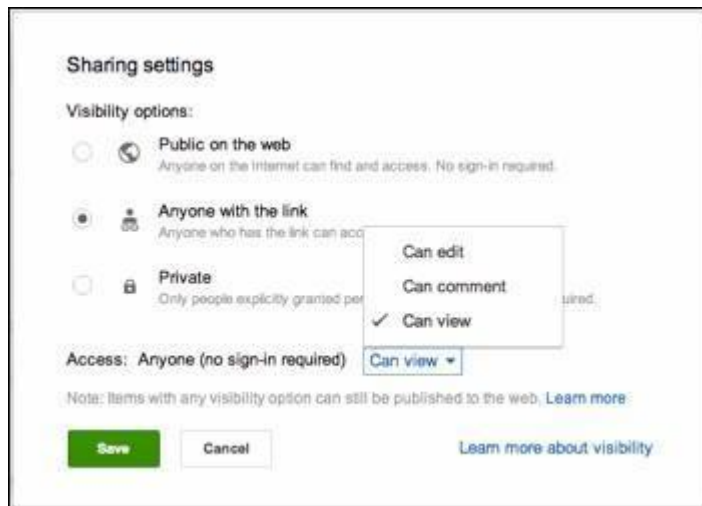
# How to share

Step-by-step instructions for how to share something from your Google Drive with another person.

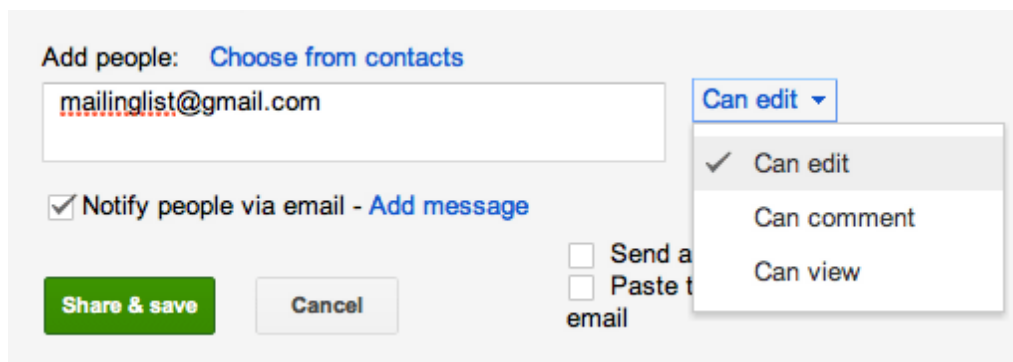
In Google Drive, you can share one or more of your files with people by sending them a link to your file or sharing the file with an individual's email address or a mailing list.

## Sharing a file with an email address or mailing list

1. Go to [drive.google.com](https://drive.google.com).
2. Check the box next to the file or folder you'd like to share.
3. Click the Share icon .
4. Choose a visibility option: "Private," "Anyone with the link" or "Public on the web."



5. Type the email addresses of the people you want to share with in the text box below "Add people." You can add a single person, a mailing list, or choose from your contacts.
6. Choose the access level from the drop-down menu next to each collaborator: "Can view," "Can comment" (Google documents and presentations only), or "Can edit."




7. Click **Share & save**.

**Sharing something with a mailing list?** Don't skip notifying people by email. Your fellow mailing list members need to directly click the link in the email notification in order for a shared item to show up later in their list of documents.

## Send a link to a shared file

If you've set a file or folder to "Anyone with the link" or "Public," you can send the link to another person and they'll be able to access it.

1. Go to [drive.google.com](https://drive.google.com).
2. Check the box next to the file or folder you'd like to share.
3. Click the Share icon  .
4. Copy the link at the top of the sharing settings.
5. Send the link to another person or mailing list in an email or chat.

## Send a file as an email attachment

Google Drive eliminates the need to send files as email attachments, but if you absolutely must, here's how:

1. Open the file you'd like to share.
2. Go to the **File** menu, and select **Email as attachment...**
3. Select a file type from the drop-down menu.
4. Enter the email addresses of the people to whom you'd like to send the file. If you'd like, you can also add a subject and a message.
5. Click **Send**. Recipients will receive the file as a downloadable attachment in the format you've selected.

## Tips for sharing in Google Drive

### Notify people when you share something

Whenever you share something with someone they'll receive an email notification to let them know they have access and can retrieve what you shared the next time they sign into their Google Drive. Prefer not to notify them? Uncheck the "Notify people via email" box.

### Add lots of collaborators quickly by sharing with a Google Group

Rather than type your collaborators' email addresses one-by-one, add an entire Google Group. Each member of that Google Group will have access to whatever you've shared, including people who are added to the group after you've shared something. This option isn't available for mailing lists that aren't Google Groups.

### Share lots of files at once

If you want to share multiple items with your collaborators, move them into a folder and [share the folder](#), with them. Since you're sharing the folder, that's their key to access. They'll have access to whatever's stored there or lose access if you remove something that they don't already have access to.

## SUPPORTING MATERIALS – Fine Arts Apprentice Application 2021-22

**This year applications and supporting materials will only be accepted via submitting electronically. Files may be uploaded via google:**

### **VISUAL ART Supporting Materials:**

**Please see attached information on creating an electronic portfolio.**

#### **PLEASE SUBMIT:**

**Visual Arts - A portfolio of five pieces of work including.**

1. At least one finished drawing
2. A page(s) from your sketch/idea book (counts as one of the five pieces – can have multiple images)
3. Please include a brief statement (one page or less) explaining the thought behind your work - what you want to discuss in your images/what you are trying to achieve. Questions to consider:
  - Where do you get ideas for your work?
  - What is your work about?
  - What are you trying to do with your work (or in a particular work)?
  - Who or what has influenced you as an artist?
  - Who are some artists whose work you like? Why?
  - Anything else you'd like viewers to know about your work?

**Choose carefully.** Do not submit more or fewer than five pieces. Strong current work is preferable.

For students interested in applying to the Fine Arts Apprentice Program and would like to be considered for the following disciplines: Film/Media, Photography - Please apply as a Visual Arts applicant and use the following guidelines for the supporting materials:

**Film/Media – One Film** (video/ live action, experimental, documentary or animation). Up to ten minutes total running time. Video footage of staged plays or theatre performances is not eligible. Your submission should reflect storytelling skills.

Please include a brief statement about your work including your contribution to the film. Questions to consider:

- Where do you get ideas for your work?
- What is your work about?
- What are you trying to do with your work (or in a particular work)?
- Who or what has influenced you as an artist?
- Who are some artists whose work you like? Why?
- Anything else you'd like viewers to know about your work

Your work should show visual storytelling, imagination, and personal expression.

**Photography - 5-7 images.** Pieces should be printed, clearly labeled with name/title

Please include a brief statement (one page or less) explaining the thought behind your work - what you want to discuss in your images/what you are trying to achieve. Questions to consider:

- Where do you get ideas for your work?
- What is your work about?
- What are you trying to do with your work (or in a particular work)?
- Who or what has influenced you as an artist?
- Who are some artists whose work you like? Why?
- Anything else you'd like viewers to know about your work?

## **DANCE Supporting Materials:**

1. a **resume of training and experience**
2. a **VIDEO (link or upload/share)** no longer than 2 minutes demonstrating technical proficiency and performance strength. The video may be either you alone doing class work or a performance video of solo work. Please label with your name and school.

## **THEATRE Supporting Materials:**

### **1. Actors/Directors**

- a) a **resume of training and experience**
  - b) a **VIDEO (link or upload/share)** of two contrasting monologues, **under one minute each**, that demonstrate acting range and expertise. Please label with your name and school.
1. **Technical theatre** applicants should submit 5-8 technical theatre products personally created (for example: for sets, you could include floor plans, front elevations, building sketches, crew movement assignments, pictures of the final product, cost estimates, material samples, research notes). **Please see attached information on creating an electronic portfolio.**

## **MUSIC Supporting Materials:**

1. a **resume of training and experience**
2. a **VIDEO/AUDIO FILES (.mp3,etc)** of three to five minutes, total, of music. Please label with your name and school.

Two contrasting pieces, or excerpts, for solo instrument that demonstrate musical expression and technique. The use of an accompanist is recommended for voice applicants but not for instrumental applicants.