



Family Selection Process Results

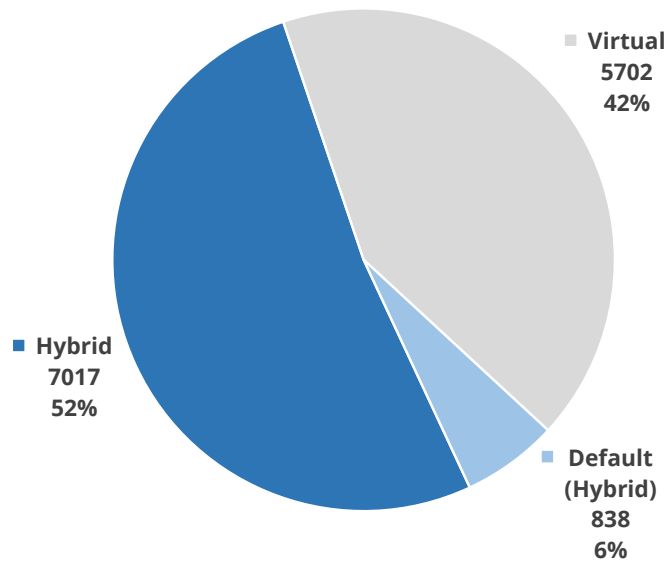
Return Level 2

October 2020

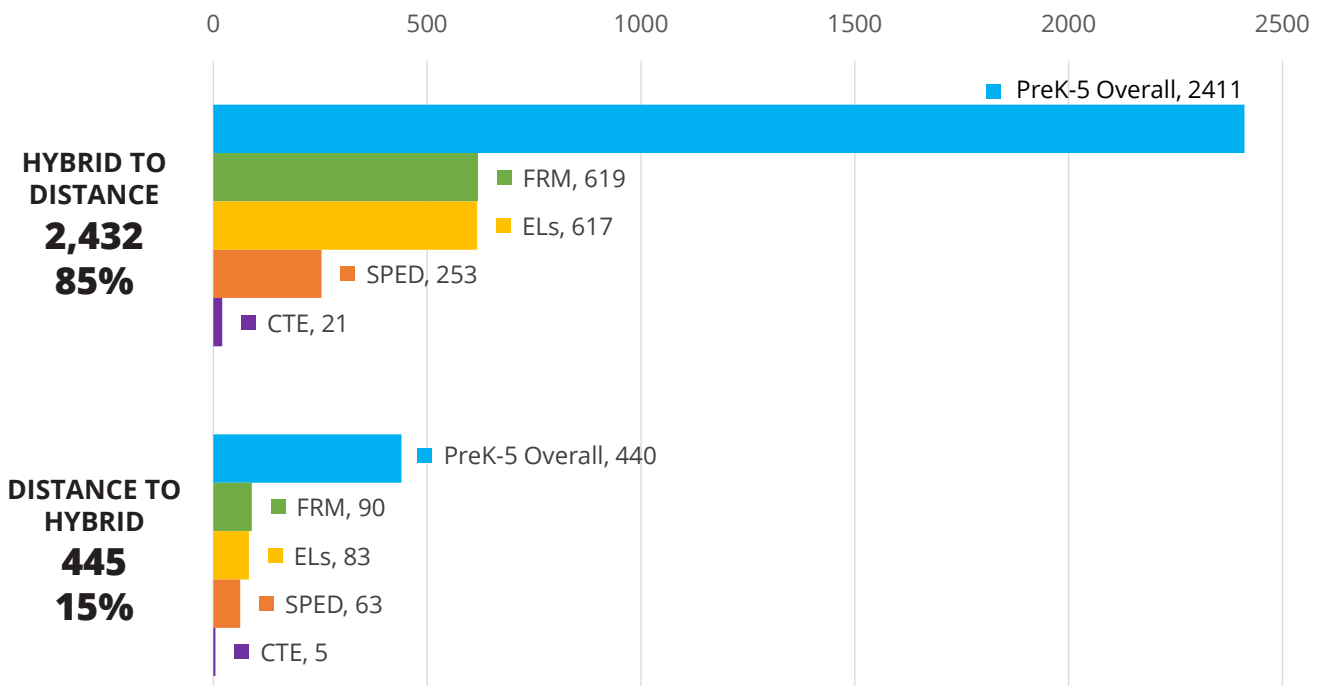
The family selection process for Level 2 students, which includes PreK-5th grade and CTE students enrolled in select Career Center courses, concluded on October 23. Families were able to choose a preferred instructional model—hybrid/in-person learning or full-time distance learning—and address transportation needs through ParentVUE. Families who had selected a model in July had the option to keep their previous selection or make a change. Families who did not select a model during either window defaulted to hybrid/in-person learning. APS is using this data to plan for Level 2 Return, including scheduling, bus routing and other preparations.

The charts below highlight the results, in particular the high percentage of families changing from hybrid to virtual, out of those who made a change.

**OVERALL LEVEL 2 BREAKDOWN
(13,557 TOTAL STUDENTS)**



**CHANGES IN OCTOBER
(TOTAL CHANGES: 2,877)**





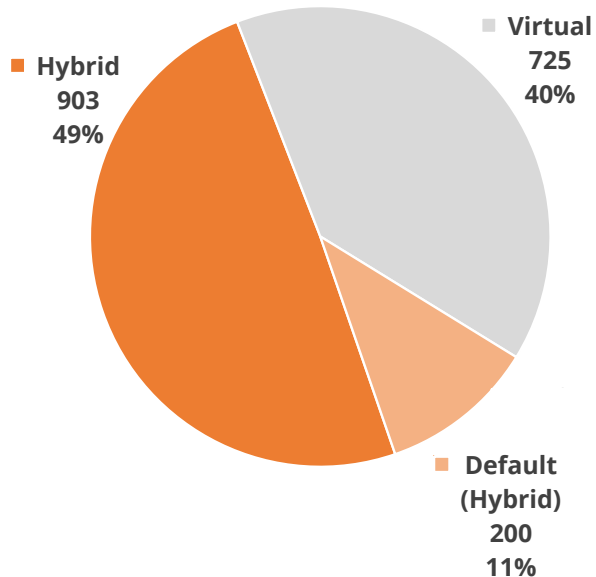
Family Selection Process Results

Return Level 2

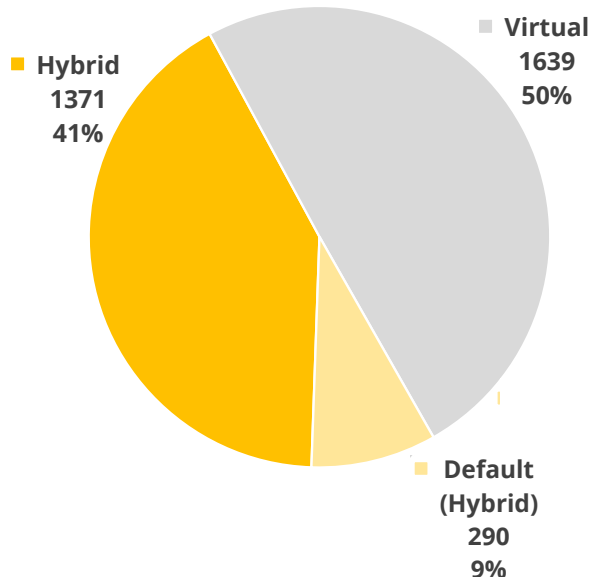
October 2020

LEVEL 2 OVERALL SELECTION BY COHORT

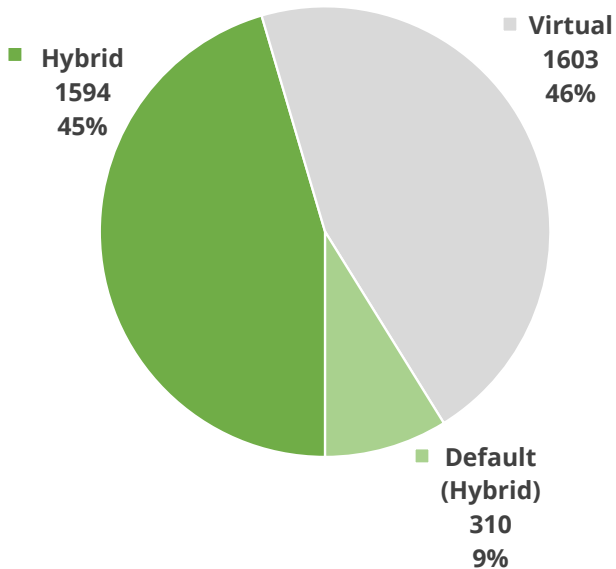
SPECIAL EDUCATION SELECTIONS
(TOTAL IN LEVEL 2: 1,828)



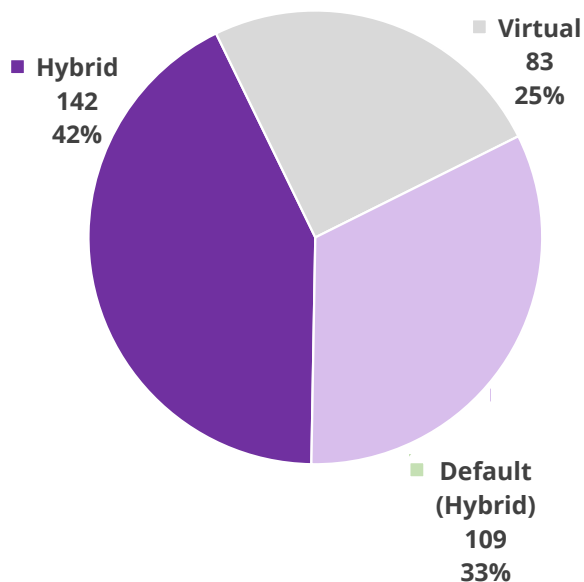
ENGLISH LEARNER SELECTIONS
(TOTAL IN LEVEL 2: 3,300)



FREE & REDUCED MEAL (FRM) SELECTIONS
(TOTAL IN LEVEL 2: 1,284)



CTE SELECTIONS
(TOTAL IN LEVEL 2: 334)





Family Selection Process Results

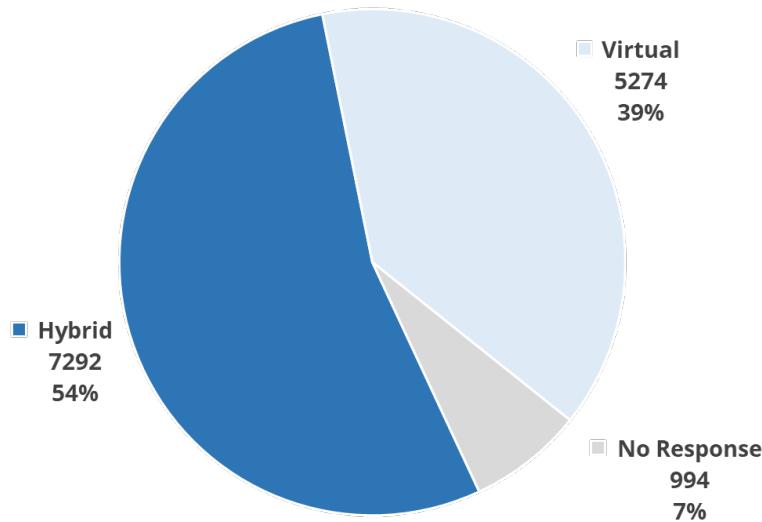
Return Level 3

November-December 2020

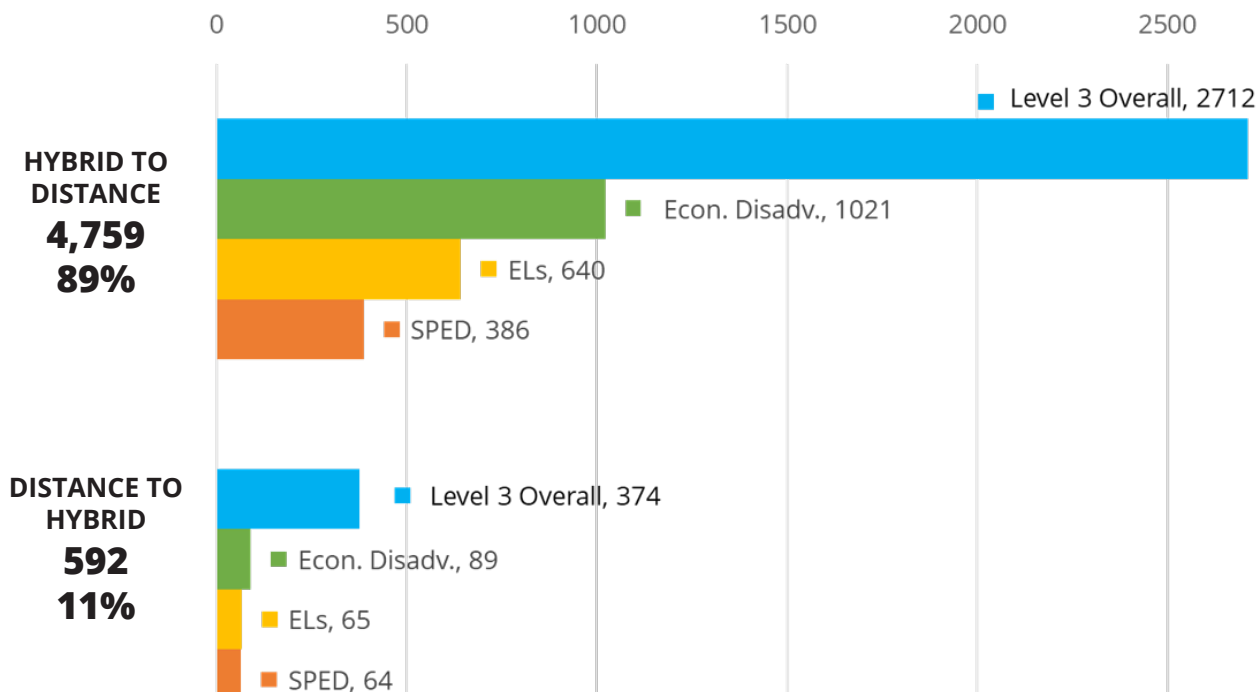
The family selection process for Level 3 students, which includes students in grades 6-12, concluded on December 7. Families were able to choose a preferred instructional model—hybrid/in-person learning or full-time distance learning—and address transportation needs through ParentVUE. Families who had selected a model in July had the option to keep their previous selection or make a change. Families who did not select a model during either window defaulted to hybrid/in-person learning. APS is using this data to plan for Level 3 Return, including scheduling, bus routing and other preparations.

The charts below highlight the results, in particular the high percentage of families changing from hybrid to virtual, out of those who made a change.

**OVERALL LEVEL 3 BREAKDOWN
(13,560 TOTAL STUDENTS)**



**CHANGES IN NOV-DEC
(TOTAL CHANGES: 5,351)**





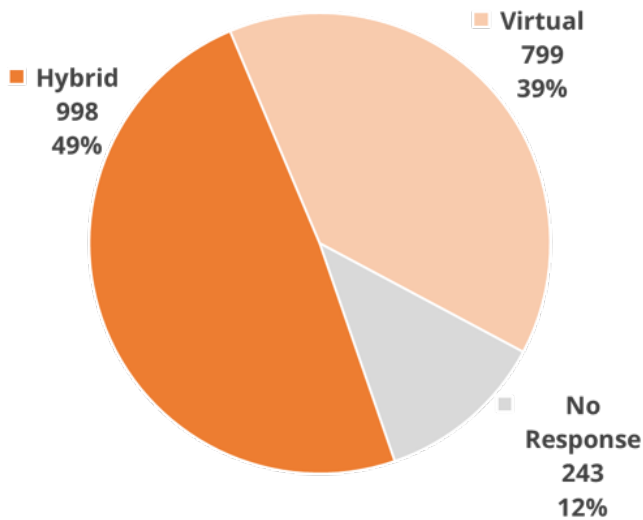
Family Selection Process Results

Return Level 3

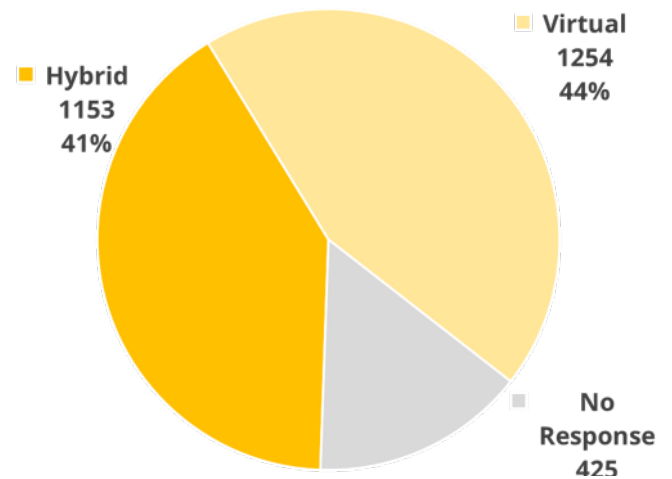
November-December 2020

LEVEL 3 OVERALL SELECTION BY COHORT

SPECIAL EDUCATION SELECTIONS
(TOTAL IN LEVEL 3: 2,040)



ENGLISH LEARNER SELECTIONS
(TOTAL IN LEVEL 3: 2,832)



FREE & REDUCED MEAL (FRM) SELECTIONS
(TOTAL IN LEVEL 3: 4,371)

