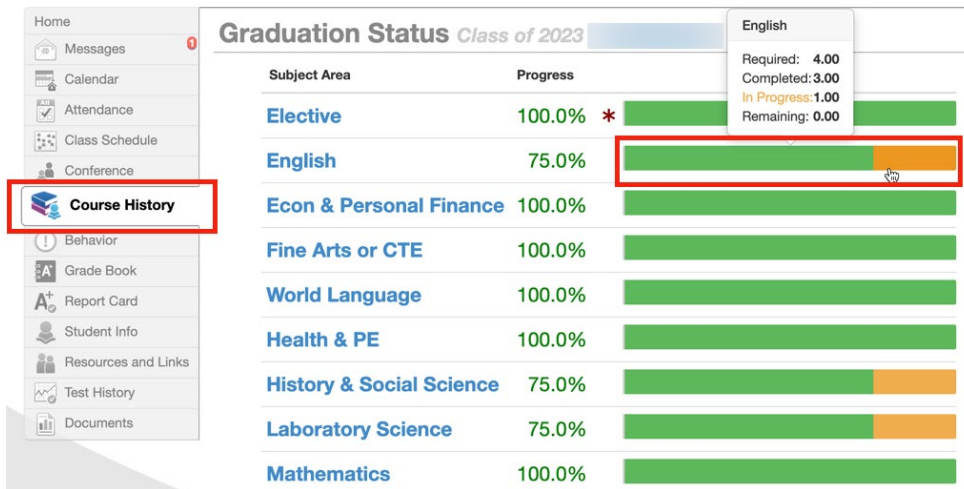


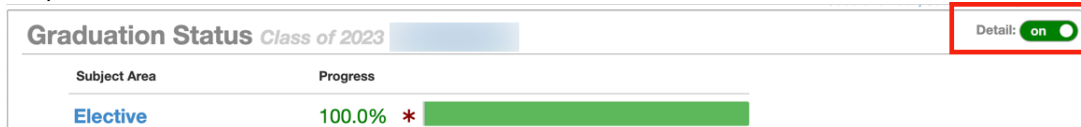
Graduation Requirements

For help with activating your ParentVUE account, you may contact your student's school Registrar.

After logging into ParentVUE or Student VUE, on the **menu**, select **Course History**. The required subject areas are listed with the student's progress towards completion. Hover the mouse over the progress bar and a pop-up window will display the required, completed, in-progress, and remaining credits.



To see a chart of credits required, completed, in progress, and remaining, for all subject areas, in the top righthand corner, set **Detail** to **On**.



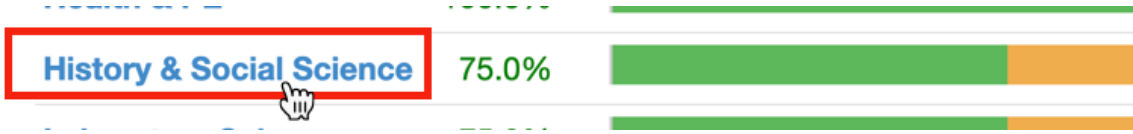
The chart, demonstrated below, shows the number of credits required.

Subject Area	Required	Completed	In Progress	Remaining
Elective	3.00	7.00	3.00	0.00 *
English	4.00	3.00	1.00	0.00
Econ & Personal Finance	1.00	1.00	0.00	0.00
Fine Arts or CTE	1.00	1.00	0.00	0.00
World Language	3.00	3.00	0.00	0.00
Health & PE	2.00	2.00	0.00	0.00
History & Social Science	4.00	3.00	1.00	0.00
Laboratory Science	4.00	3.00	1.00	0.00
Mathematics	4.00	4.00	0.00	0.00
Total	26.00	27.00	6.00	0.00

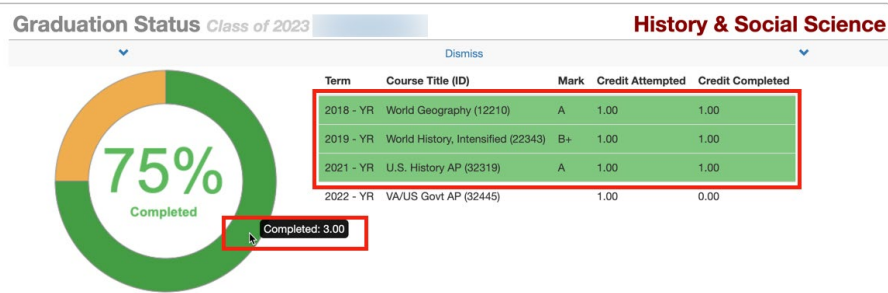
An asterisk means a condition has not been met. Ask your student's counselor for

Standard diploma requires 22 credits.
Advanced diploma requires 26 credits.

For more information about progress, at the top of the Graduation Requirements section, click on a subject area to display more detail (demonstrated below using History & Social Science).



Mouse over any part of the pie chart (in the example shown below, Completed), to display the courses that make up that portion of the chart (in the example shown below the courses are highlighted on the right).



To **return** to the overview of Graduation Requirements, click **Dismiss**, located directly above the listed courses.