





# Stay Connected: Update Your Contact Information



Be prepared for any emergency situation. Who will pick up your student if you cannot?



Receive important communications from APS




## How to update Emergency Contact Information

Scan for ParentVUE



Update your emergency contact on ParentVUE:

- Click on the *student*
- Click on *student info*
- Click *edit information*
- Scroll down to *Emergency Contacts*
- Add updated information
- When finished click *Save changes*



View guides and more resources at [www.apsva.us/parentvue-canvas/](http://www.apsva.us/parentvue-canvas/)