

## Cell Phone Survey – Data Summary

This document includes a summary of data collected on the 2025 Your Voice Matters Survey (YVM) to gather student, staff and family perceptions of the impact of cell phones and cell phone policies. This data collection was a follow-up to the initial cell phone survey that was conducted in the Fall to inform development of the cell phone and electronic device policy. The 2025 YVM survey included seven questions related to cell phones and cell phone policy. Of those, five were identical to those asked on the cell phone survey given in the Fall, two questions were slightly modified and two questions from the Fall survey were omitted. The table on page 2 provides a comparison of the questions from both surveys. Below is a summary of key findings, methodology used, respondents and additional context to assist with interpreting the results.

### Highlights of Key Findings - Mid-Year Cell Phone Survey

- 85% of staff at pouch schools responded either "Strongly Agree" or "Agree" when asked if their **school's cell phone policy helps to manage use of cell phones** compared to 65% at non-pouch schools. The difference between pouch and non-pouch schools was greater at high school.
  - High School: Pouch schools (86%) vs. non-pouch schools (55%)
  - Middle School: Pouch schools (84%) vs. non-pouch schools (78%)
- 87% of staff at pouch high schools and 88% at pouch middle schools responded either "Strongly Agree" or "Agree" when asked if their **school's cell phone policy is helpful in keeping students engaged in learning**.
  - Agreement levels for staff were lower at non-pouch middle schools (78%) and high schools (60%).
- 20% of staff at pouch schools responded either "Strongly Agree" or "Agree" when asked if **cell phones cause a distraction during instruction** as compared to 36% at non-pouch high schools. The difference between pouch and non-pouch schools was greater at the high school level:
  - High School: Pouch schools (24%) vs. non-pouch schools (47%)
  - Middle School: Pouch schools (16%) vs. non-pouch schools (23%)
- 39% of staff at non-pouch high schools responded either "Strongly Agree" or "Agree" when asked if it was **difficult to manage student cell phone** use as compared to 13% at pouch high schools.
  - Agreement levels were lower at non-pouch middle schools (13%) and pouch middle schools (5%)
- Over 80% of families at both pouch and non-pouch schools agreed that **cell policies have been clearly communicated**.
- Across stakeholder groups, students consistently indicated that cell phones are not impacting students' ability to make social connections or leading to distractions. Overall students also felt that current school policies allow them to stay engaged in learning. Staff at pouch schools felt stronger that cell phones cause a distraction and impact students' ability to make social connections compared to staff at non-pouch schools. Similarly, staff at non-pouch schools agreed less than staff at pouch schools that school policies helped to manage the use of cell phones or keep students engaged.

## Methodology and Survey Administration

### Survey Questions

In an effort to not overburden stakeholders with an additional survey during the Your Voice Matters administration window, mid-year data collection on cell phone policies and perceptions occurred by including these questions in the Your Voice Matters survey. The survey window for this survey opened on February 12th and concluded on March 21<sup>st</sup>. Questions are listed by stakeholder group below:

Fall Survey Question	Mid-year survey question	Stakeholder group		
		Students	Staff	Families
At this time, I believe that cell phones are causing a distraction during (my) classroom lessons and instruction.	<i>Same question as Fall.</i>	X	X	X
<b>Pouch schools:</b> At this time, I believe the pouch pilot program is helpful in managing student cell phone use in my classes. <b>Non-pouch schools:</b> At this time, I believe the cell phone policy is helpful in managing student cell phone use in my classes.	At this time, I believe my school's cell phone policy is helpful in managing student cell phone use in my classes.		X	
<b>Student:</b> At this time, I believe that cell phones are interfering with the connections I make and how much time I spend talking with other students at my school. <b>Family:</b> At this time, I believe that my student's cell phone interferes with the connections they make and how much time my student spends talking with other students at school.	<i>Same questions as Fall.</i>	X		X
<b>Student:</b> At this time, I believe that cell phones are interfering with the connections other students make and how much time other students spend talking with each other at my school. <b>Staff:</b> At this time, I believe that cell phones are interfering with the connections students make and how much time students spend talking with each other at my school.	<i>Same questions as Fall.</i>	X	X	
<b>Student:</b> At this time, I feel it is difficult for my teacher to manage student cell phone use during class. <b>Staff:</b> At this time, it is difficult for me to manage student cell phone use during class.	<i>Same questions as Fall.</i>	X	X	
<b>Pouch schools:</b> At this time, I believe the pouch pilot program is helpful in keeping students engaged in learning. <b>Non-pouch schools:</b> At this time, I believe the cell phone rules/policy is helpful in keeping students engaged in learning.	At this time, I believe my school's cell phone policy is helpful in keeping students engaged in learning.	X	X	X
The updates to the cell phone policy, including consequences, at your student's school have been clearly communicated to me and my student/s.	<i>Same questions as Fall.</i>		X	
What additional supports do you need to manage student cell phone use during the school day?	<i>Did not ask on Mid-Year</i>		X	
How can APS continue to manage student cell phone use while still encouraging positive classroom environments?	<i>Did not ask on Mid-Year</i>			X

## Survey Type and Delivery

Since these survey questions were included in the Your Voice Matters surveys, stakeholders received surveys by the following methods:

Stakeholder Group	Fall Survey		Mid-year Survey	
	Type of Survey	Survey delivery method	Type of Survey	Survey delivery method
<b>Student</b>	Confidential	Students received a Canvas message with an open link to the survey. Students entered their IDs.	Confidential	Students received a link from school staff to complete the survey. Students accessed the survey by entering their student ID.
<b>Staff</b>	Confidential	Staff were sent a link to access their survey directly to their email.	Confidential	<i>Same method as Fall.</i>
<b>Families</b>	Anonymous	Families were provided with access to an anonymous survey link. This link was communicated through division-wide messages, parent square and in school messages.	Anonymous	<i>Same method as Fall.</i>

## Number of Responses

Due to the extended administration window and the method of survey administration through the Your Voice Matters Survey, there was a noticeably increase in the number of respondents across stakeholder groups.

Stakeholder Group	Number of Responses	
	Fall Survey	Mid-Year Survey
<b>Students</b>	3,245	11,592
<b>Staff</b>	837	1,096
<b>Families</b>	919	2,173

## Response options

In the fall survey administration, questions were provided with a 5-point Likert scale response option to indicate their level of agreement. For this current survey administration questions included categorical response options to align with the overall question structure in the climate survey.

<b>Fall response options</b>	1 Strongly Disagree	2	3	4	5 Strongly Agree
<b>Mid-Year response options</b>	Strongly Disagree	Disagree	Neither agree nor disagree	Agree	Strongly Agree

## Cautious Comparison

*Due to differences in question formats, response options, survey administration, and delivery, comparing findings from the Fall Cell Phone survey to the Mid-Year survey data collected in YVM should be done cautiously.*

With the weight of the changes across multiple aspects of the Mid-year Cell Phone Survey, a direct comparison should take place cautiously with recognition of methodological differences. However, reviewing the results from both surveys will show valuable stakeholder feedback at two time points during the school year, with both survey results yielding similar stakeholder perceptions.

**Data tables begin on next page**

## Cell Phone Survey Analysis – Mid-Year (Collected in 2025 YVM survey)

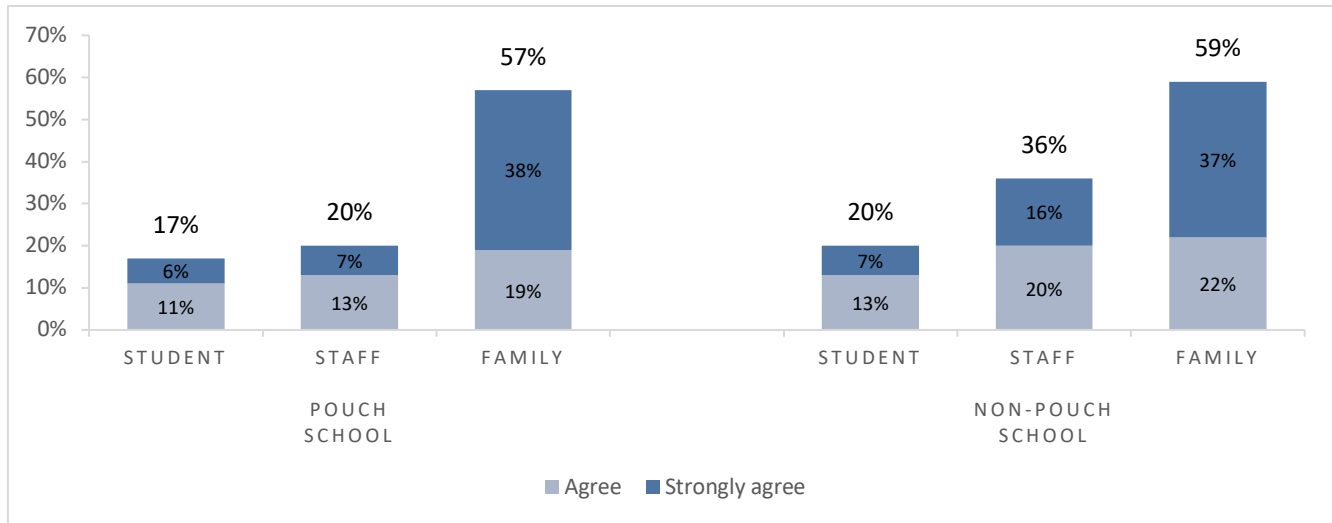
Table 1: Response rate by stakeholder and pouch status – MID-YEAR 2025

<i>Stakeholder</i>	<b>Pouch school</b>	<b>Non-pouch school</b>
<i>Student (n=11,592)</i>	32%	69%
<i>Staff (n=1096)</i>	31%	69%
<i>Family (n=2173)</i>	28%	72%

Table 2: Agreement levels with the following statements from stakeholders, **ALL** by pouch and non-pouch school – Mid-Year 2025

	<i>Rating</i>	<b>Pouch school</b>			<b>Non-pouch school</b>		
		<b>Student (n=3599)</b>	<b>Staff (n=320)</b>	<b>Family (n=606)</b>	<b>Student (n=7826)</b>	<b>Staff (n=715)</b>	<b>Family (n=1566)</b>
<i>At this time, I feel that cell phones are causing a distraction during (my) classroom lessons and instruction.</i>	<b>Strongly disagree</b>	38%	29%	6%	34%	18%	6%
	<b>Disagree</b>	19%	38%	14%	21%	27%	11%
	<b>Neither agree nor disagree</b>	26%	13%	13%	26%	20%	14%
	<b>Agree</b>	11%	13%	19%	13%	20%	22%
	<b>Strongly agree</b>	6%	7%	38%	7%	16%	37%
	<b>I don't know (Family only)</b>	--	--	11%	--	--	9%

**Figure 1:** Percent of respondents who selected “Agree” or “Strongly agree” to the statement, “At this time, I feel that cell phones are causing a distraction during (my) classroom lessons and instruction.” – MID-YEAR 2025



**Table 3:** Agreement levels with the following statements from stakeholders, MIDDLE SCHOOL by pouch and non-pouch school – MID-YEAR 2025

	Rating	Pouch school			Non-pouch school		
		Student (n=1823)	Staff (n=150)	Family (n=389)	Student (n=3182)	Staff (n=327)	Family (n=646)
<i>At this time, I feel that cell phones are causing a distraction during (my) classroom lessons and instruction.</i>	Strongly disagree	38%	33%	5%	32%	28%	5%
	Disagree	18%	39%	14%	20%	32%	11%
	Neither agree nor disagree	28%	11%	11%	30%	17%	12%
	Agree	10%	9%	20%	12%	13%	22%
	Strongly agree	6%	7%	38%	7%	10%	38%
	I don't know (Family only)	--	--	13%	--	--	13%

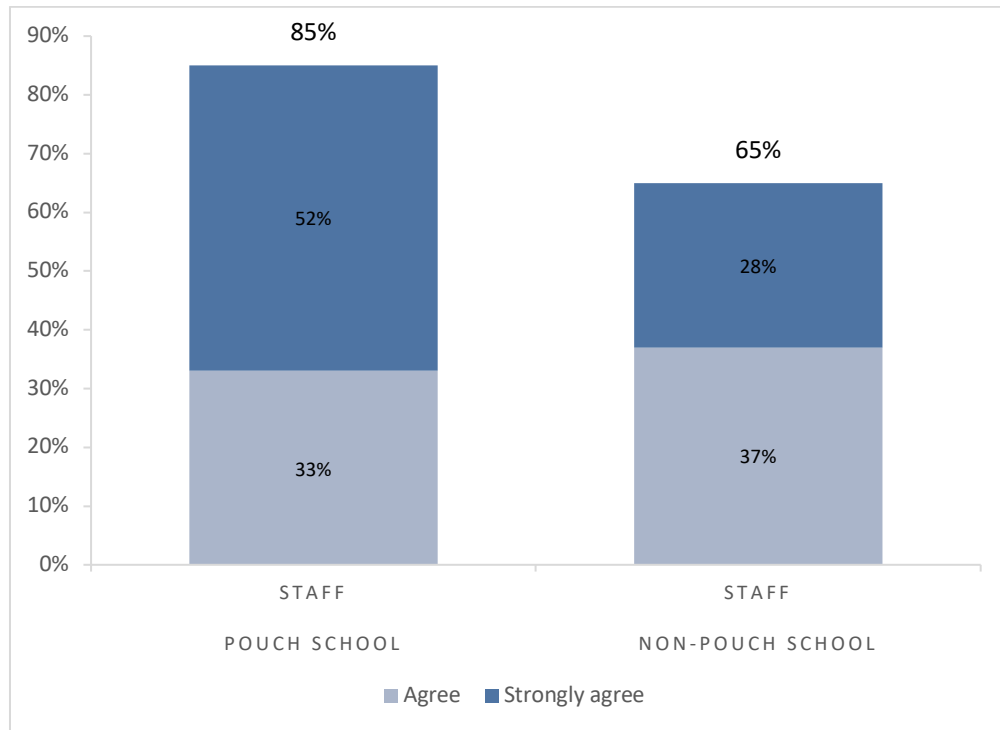
**Table 4:** Agreement levels with the following statements from stakeholders, **HIGH SCHOOL** by pouch and non-pouch school – **MID-YEAR 2025**

	Rating	Pouch school			Non-pouch school		
		Student (n=1776)	Staff (n=170)	Family (n=217)	Student (n=4644)	Staff (n=392)	Family (n=920)
<i>At this time, I feel that cell phones are causing a distraction during (my) classroom lessons and instruction.</i>	Strongly disagree	42%	25%	8%	35%	10%	7%
	Disagree	24%	37%	13%	22%	22%	11%
	Neither agree nor disagree	19%	14%	18%	23%	22%	15%
	Agree	10%	17%	17%	13%	26%	23%
	Strongly agree	5%	7%	38%	7%	21%	36%
	I don't know (Family only)	--	--	7%	--	--	7%

**Table 5:** Agreement levels with the following statements from **ALL Staff**, by pouch and non-pouch school – **MID-YEAR 2025**

	Rating	Pouch school Staff (n=328)	Non-pouch school Staff (n=729)
<i>At this time, I believe my school's cell phone policy is helpful in managing student cell phone use in my classes.</i>	Strongly disagree	2%	9%
	Disagree	3%	10%
	Neither agree nor disagree	10%	16%
	Agree	33%	37%
	Strongly agree	52%	28%

**Figure 2:** Percent of respondents who selected “Agree” or “Strongly agree” to the statement, “At this time, I believe my school’s cell phone policy is helpful in managing student cell phone use in my classes.” – MID-YEAR 2025



**Table 6:** Agreement levels with the following statements from MIDDLE SCHOOL Staff, by pouch and non-pouch school – MID-YEAR 2025

	Rating	Pouch school Staff (n=151)	Non-pouch school Staff (n=327)
<i>At this time, I believe my school’s cell phone policy is helpful in managing student cell phone use in my classes.</i>	Strongly disagree	3%	4%
	Disagree	4%	7%
	Neither agree nor disagree	9%	11%
	Agree	36%	37%
	Strongly agree	48%	41%



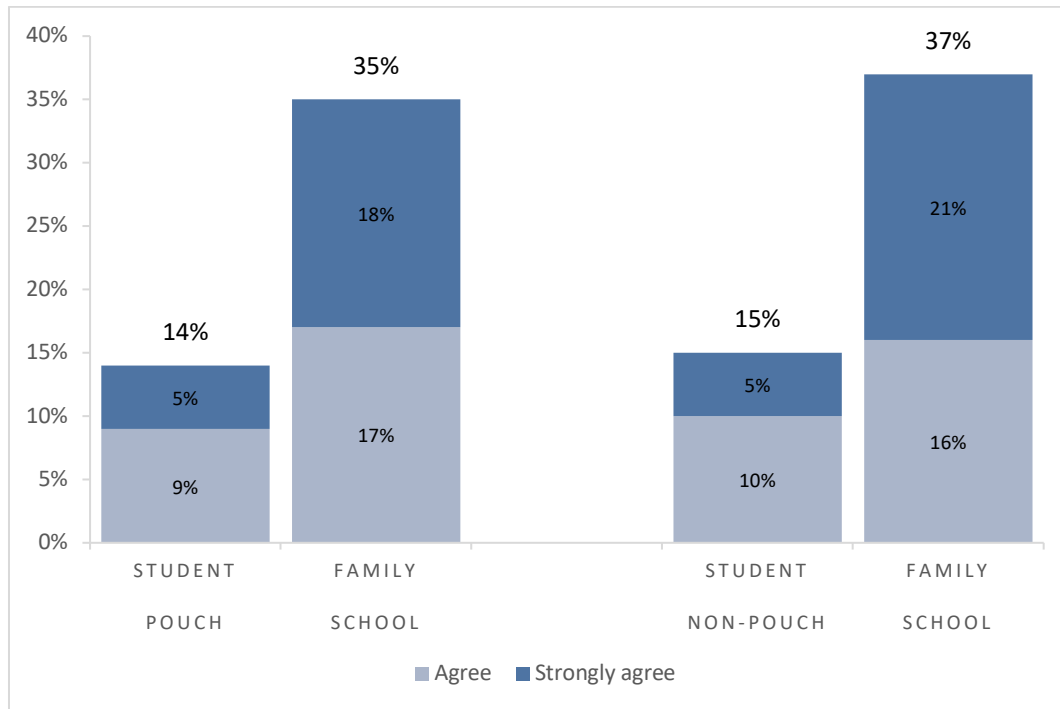
**Table 7:** Agreement levels with the following statements from **HIGH SCHOOL Staff**, by pouch and non-pouch school – **MID-YEAR 2025**

		Pouch school Staff (n=177)	Non-pouch school Staff (n=402)
<i>At this time, I believe my school's cell phone policy is helpful in managing student cell phone use in my classes.</i>	Rating		
	Strongly disagree	2%	13%
	Disagree	2%	12%
	Neither agree nor disagree	11%	20%
	Agree	31%	38%
	Strongly agree	55%	17%

**Table 8:** Agreement levels with the following statements from stakeholders, **ALL** by pouch and non-pouch school – **MID-YEAR 2025**

		Pouch school		Non-pouch school	
	Rating	Student (n=3591)	Family (n=598)	Student (n=7804)	Family (n=1548)
<b>STUDENT:</b> <i>At this time, I believe that cell phones are interfering with the connections I make and how much time I spend talking with other students at my school.</i>	Strongly disagree	41%	14%	40%	12%
	Disagree	23%	21%	24%	20%
	Neither agree nor disagree	22%	20%	21%	23%
<b>FAMILY:</b> <i>At this time, I believe that my student's cell phone interferes with the connections they make and how much time my student spends talking with other students at school.</i>	Agree	9%	17%	10%	16%
	Strongly agree	5%	18%	5%	21%
	I don't know (Family only)	--	10%	--	9%

**Figure 3:** Percent of respondents who selected “Agree” or “Strongly agree” to the statement that cell phone use interferes with the connections being made by the student/their student and time spent talking to other students. – MID-YEAR 2025



**Table 9:** Agreement levels with the following statements from stakeholders, MIDDLE SCHOOL by pouch and non-pouch school – MID-YEAR 2025

	Rating	Pouch school		Non-pouch school	
		Student (n=1821)	Family (n=382)	Student (n=3174)	Family (n=159)
<b>STUDENT:</b> At this time, I believe that cell phones are interfering with the connections I make and how much time I spend talking with other students at my school.	Strongly disagree	41%	13%	36%	12%
	Disagree	22%	20%	24%	20%
	Neither agree nor disagree	25%	21%	25%	25%
<b>FAMILY:</b> At this time, I believe that my student's cell phone interferes with the connections they make and how much time my student spends talking with other students at school.	Agree	8%	16%	10%	14%
	Strongly agree	4%	18%	5%	19%
	I don't know (Family only)	--	12%	--	11%

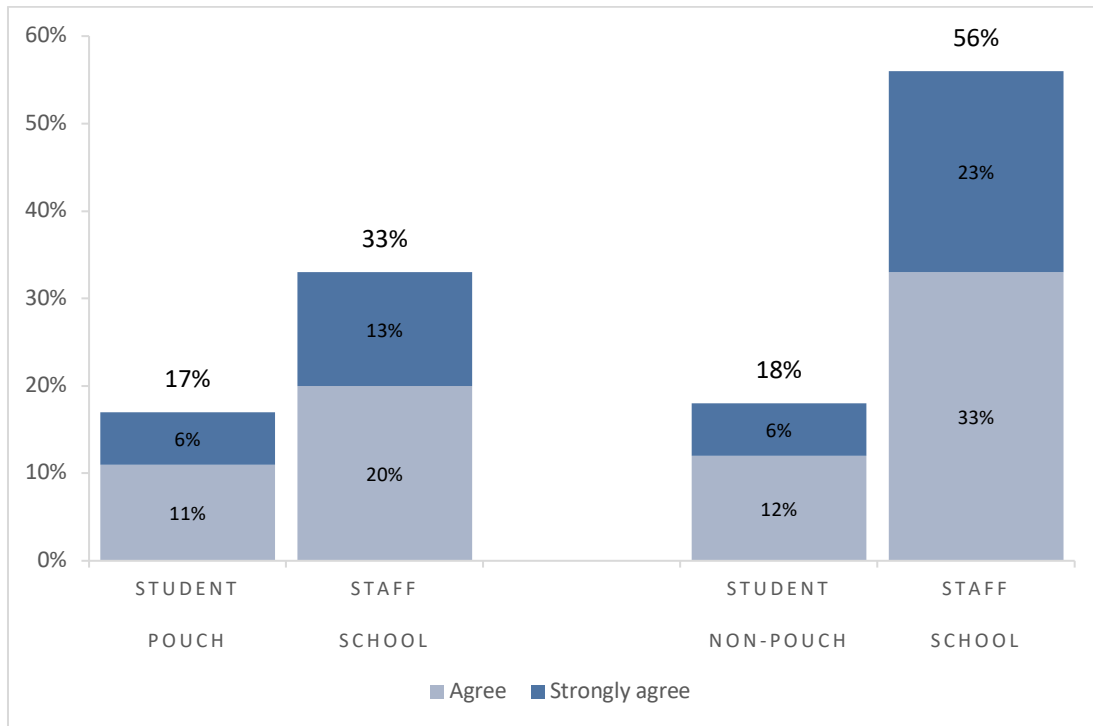
**Table 10:** Agreement levels with the following statements from stakeholders, **HIGH SCHOOL** by pouch and non-pouch school – **MID-YEAR 2025**

	Rating	Pouch school		Non-pouch school	
		Student (n=1770)	Family (n=216)	Student (n=1397)	Family (n=916)
<b>STUDENT:</b> At this time, I believe that cell phones are interfering with the connections I make and how much time I spend talking with other students at my school.	Strongly disagree	42%	14%	42%	11%
	Disagree	24%	23%	24%	21%
	Neither agree nor disagree	19%	18%	19%	21%
<b>FAMILY:</b> At this time, I believe that my student's cell phone interferes with the connections they make and how much time my student spends talking with other students at school.	Agree	10%	19%	10%	17%
	Strongly agree	5%	19%	5%	22%
	I don't know (Family only)	--	7%	--	8%

**Table 11:** Agreement levels with the following statements from stakeholders, **ALL** by pouch and non-pouch school – **MID-YEAR 2025**

	Rating	Pouch school		Non-pouch school	
		Student (n=3588)	Staff (n=325)	Student (n=7806)	Staff (n=735)
<b>STUDENT:</b> At this time, I believe that cell phones are interfering with the connections other students make and how much time other students spend talking with each other at my school.	Strongly disagree	39%	21%	37%	12%
	Disagree	22%	34%	23%	18%
	Neither agree nor disagree	21%	12%	23%	15%
<b>STAFF:</b> At this time, I believe that cell phones are interfering with the connections students make and how much time students spend talking with each other at my school.	Agree	11%	20%	12%	33%
	Strongly agree	6%	13%	6%	23%

**Figure 4:** Percent of respondents who selected “Agree” or “Strongly agree” to the statement that cell phone use interferes with the connections being made by students and the time other students spend talking to each other. – MID-YEAR 2025



**Table 12:** Agreement levels with the following statements from stakeholders, MIDDLE SCHOOL by pouch and non-pouch school – MID-YEAR 2025

	Rating	Pouch school		Non-pouch school	
		Student (n=1824)	Staff (n=151)	Student (n=3174)	Staff (n=329)
<b>STUDENT:</b> At this time, I believe that cell phones are interfering with the connections other students make and how much time other students spend talking with each other at my school.	Strongly disagree	39%	25%	34%	20%
	Disagree	21%	34%	23%	21%
	Neither agree nor disagree	25%	12%	26%	14%
<b>STAFF:</b> At this time, I believe that cell phones are interfering with the connections students make and how much time students spend talking with each other at my school.	Agree	10%	19%	12%	27%
	Strongly agree	6%	10%	6%	18%

**Table 13:** Agreement levels with the following statements from stakeholders, **HIGH SCHOOL** by pouch and non-pouch school – **MID-YEAR 2025**

	Rating	Pouch school		Non-pouch school	
		Student (n=1764)	Staff (n=174)	Student (n=4632)	Staff (n=406)
<b>STUDENT:</b> At this time, I believe that cell phones are interfering with the connections other students make and how much time other students spend talking with each other at my school.	Strongly disagree	39%	18%	39%	5%
	Disagree	23%	34%	24%	15%
	Neither agree nor disagree	21%	13%	20%	15%
<b>STAFF:</b> At this time, I believe that cell phones are interfering with the connections students make and how much time students spend talking with each other at my school.	Agree	12%	21%	11%	37%
	Strongly agree	6%	15%	6%	27%

**Table 14:** Agreement levels with the following statements from stakeholders, **ALL** by pouch and non-pouch school – **MID-YEAR 2025**

	Rating	Pouch school		Non-pouch school	
		Student (n=3586)	Staff (n=322)	Student (n=7798)	Staff (n=719)
<b>STUDENT:</b> At this time, I feel it is difficult for my teacher to manage student cell phone use during class.	Strongly disagree	39%	34%	34%	24%
	Disagree	22%	44%	25%	32%
	Neither agree nor disagree	25%	13%	25%	18%
<b>STAFF:</b> At this time, it is difficult for me to manage student cell phone use during class.	Agree	10%	8%	12%	17%
	Strongly agree	5%	1%	6%	10%

Figure 5: Percent of respondents who selected “Agree” or “Strongly agree” to the statement that cell phone use is difficult for the teacher to manage during class. – MID-YEAR 2025

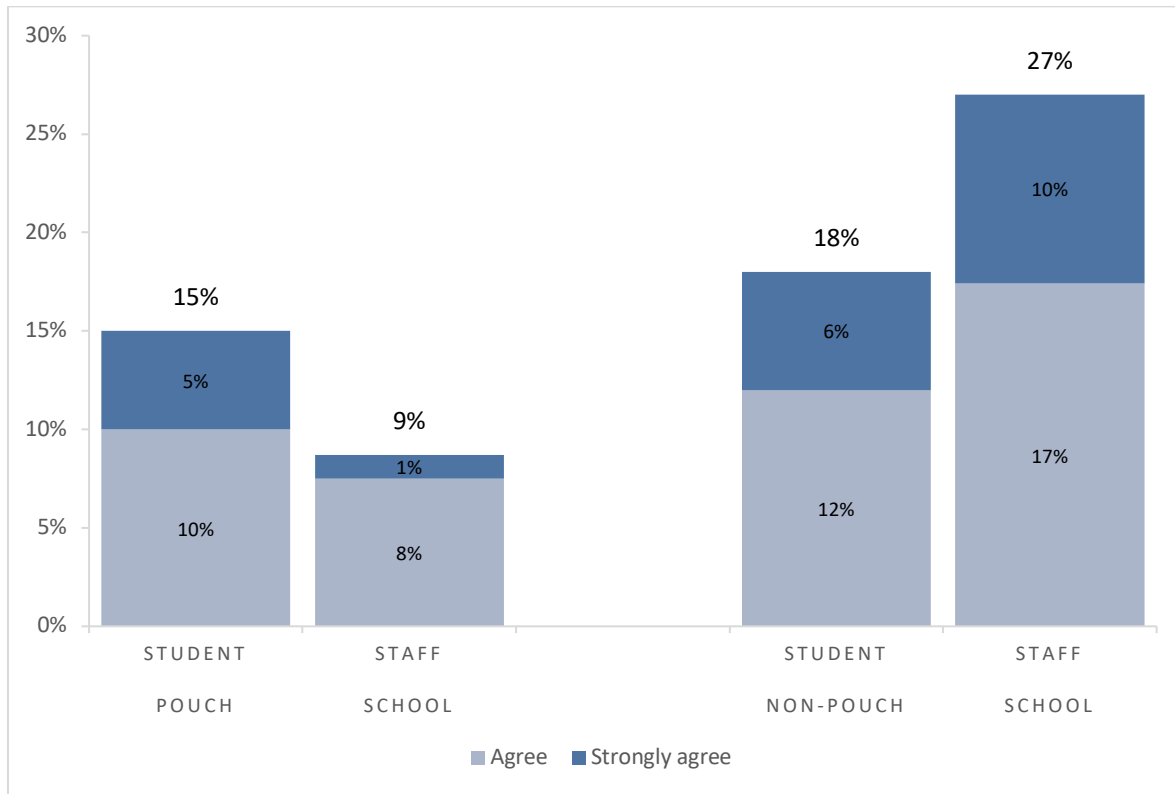


Table 15: Agreement levels with the following statements from stakeholders, MIDDLE SCHOOL by pouch and non-pouch school – MID-YEAR 2025

	Rating	Pouch school		Non-pouch school	
		Student (n=1823)	Staff (n=151)	Student (n=3171)	Staff (n=323)
<b>STUDENT:</b> At this time, I feel it is difficult for my teacher to manage student cell phone use during class.	Strongly disagree	40%	35%	36%	36%
	Disagree	20%	50%	21%	36%
	Neither agree nor disagree	26%	10%	27%	15%
<b>STAFF:</b> At this time, it is difficult for me to manage student cell phone use during class.	Agree	9%	4%	11%	9%
	Strongly agree	5%	1%	5%	4%

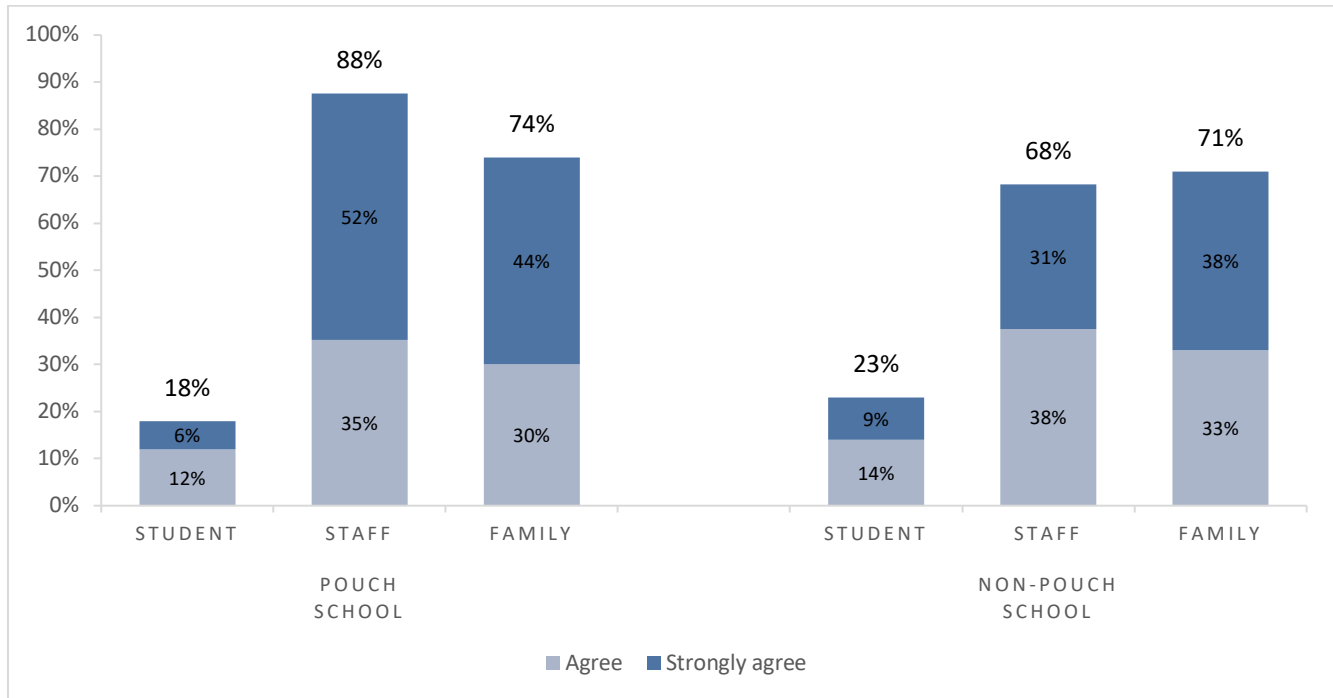
**Table 16:** Agreement levels with the following statements from stakeholders, **HIGH SCHOOL** by pouch and non-pouch school – **MID-YEAR 2025**

	<i>Rating</i>	Pouch school		Non-pouch school	
		Student (n=1763)	Staff (n=171)	Student (n=4627)	Staff (n=396)
<b>STUDENT:</b> <i>At this time, I feel it is difficult for my teacher to manage student cell phone use during class.</i>	Strongly disagree	37%	33%	32%	14%
	Disagree	25%	39%	26%	28%
	Neither agree nor disagree	24%	15%	24%	19%
<b>STAFF:</b> <i>At this time, it is difficult for me to manage student cell phone use during class.</i>	Agree	11%	11%	12%	25%
	Strongly agree	5%	2%	6%	14%

**Table 17:** Agreement levels with the following statements from stakeholders, **ALL** by pouch and non-pouch school – **MID-YEAR 2025**

	<i>Rating</i>	Pouch school			Non-pouch school		
		Student (n=3596)	Staff (n=330)	Family (n=607)	Student (n=7813)	Staff (n=735)	Family (n=491)
<i>At this time, I believe my school's cell phone policy is helpful in keeping students engaged in learning.</i>	Strongly disagree	41%	2%	5%	33%	8%	5%
	Disagree	17%	4%	6%	18%	9%	5%
	Neither agree nor disagree	24%	7%	11%	27%	15%	14%
	Agree	12%	35%	30%	14%	38%	33%
	Strongly agree	6%	52%	44%	9%	31%	38%
	I don't know (Family only)	--	--	4%	--	--	6%

**Figure 6:** Percent of respondents who selected “Agree” or “Strongly agree” the statement that the school’s cell phone policy is helpful in keeping students engaged in learning. – MID-YEAR 2025



**Table 18:** Agreement levels with the following statements from stakeholders, MIDDLE SCHOOL by pouch and non-pouch school – MID-YEAR 2025

	Rating	Pouch school			Non-pouch school		
		Student (n=1827)	Staff (n=152)	Family (n=390)	Student (n=3175)	Staff (n=330)	Family (n=644)
<i>At this time, I believe my school’s cell phone policy is helpful in keeping students engaged in learning.</i>	Strongly disagree	40%	3%	4%	25%	3%	2%
	Disagree	16%	3%	6%	15%	6%	2%
	Neither agree nor disagree	26%	7%	10%	30%	12%	11%
	Agree	11%	39%	30%	18%	37%	32%
	Strongly agree	8%	48%	46%	12%	41%	45%
	I don’t know (Family only)	--	--	5%	--	--	8%



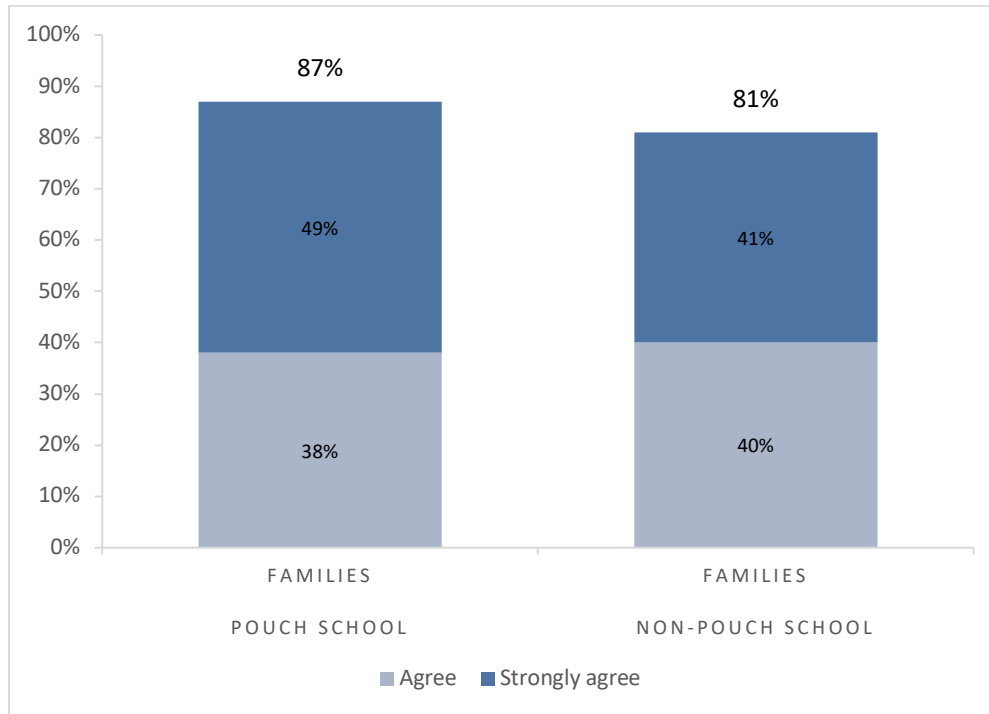
**Table 19:** Agreement levels with the following statements from stakeholders, **HIGH SCHOOL** by pouch and non-pouch school – **MID-YEAR 2025**

	Rating	Pouch school			Non-pouch school		
		Student (n=1769)	Staff (n=178)	Family (n=217)	Student (n=4638)	Staff (n=405)	Family (n=920)
<i>At this time, I believe my school's cell phone policy is helpful in keeping students engaged in learning.</i>	Strongly disagree	43%	1%	7%	39%	12%	7%
	Disagree	18%	4%	7%	20%	11%	7%
	Neither agree nor disagree	21%	7%	13%	24%	16%	15%
	Agree	12%	32%	29%	11%	38%	34%
	Strongly agree	5%	56%	42%	7%	22%	34%
	I don't know (Family only)	--	--	3%	--	--	4%

**Table 20:** Agreement levels with the following statement from **ALL Families**, by pouch and non-pouch school – **MID-YEAR 2025**

	Rating	Pouch school Family (n=606)	Non-pouch School Family (n=1567)
<i>The updates to the cell phone policy, including consequences, at your student's school have been clearly communicated to me and my student/s.</i>	Strongly disagree	2%	2%
	Disagree	2%	5%
	Neither agree nor disagree	7%	9%
	Agree	38%	40%
	Strongly agree	49%	41%
	I don't know	2%	4%

**Figure 7:** Percent of **families** who selected “**Agree**” or “**Strongly Agree**” to the statement, “*The updates to the cell phone policy, including consequences, at your student’s school have been clearly communicated to me and my student/s.*” – **MID-YEAR 2025**



**Table 21:** Agreement levels with the following statement from **MIDDLE SCHOOL Families**, by pouch and non-pouch school – **MID-YEAR 2025**

	Rating	Pouch school Family (n=389)	Non-pouch School Family (n=646)
<i>The updates to the cell phone policy, including consequences, at your student’s school have been clearly communicated to me and my student/s.</i>	Strongly disagree	2%	1%
	Disagree	2%	4%
	Neither agree nor disagree	6%	9%
	Agree	40%	38%
	Strongly agree	49%	42%
	I don’t know	2%	6%

Table 22: Agreement levels with the following statement from **HIGH SCHOOL Families**, by pouch and non-pouch school – **MID-YEAR 2025**

	Rating	Pouch school Family (n=217)	Non-pouch School Family (n=921)
<i>The updates to the cell phone policy, including consequences, at your student's school have been clearly communicated to me and my student/s.</i>	Strongly disagree	2%	2%
	Disagree	2%	5%
	Neither agree nor disagree	8%	9%
	Agree	37%	41%
	Strongly agree	49%	40%
	I don't know	2%	3%