

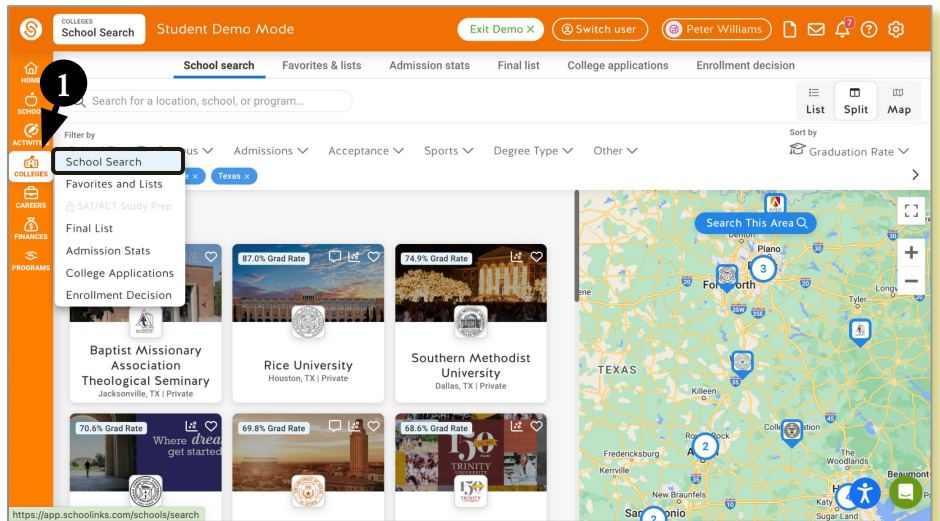
During the summer you can use SchoolLinks to do some college search, create your favorite and Final lists.

Using the School Search tool

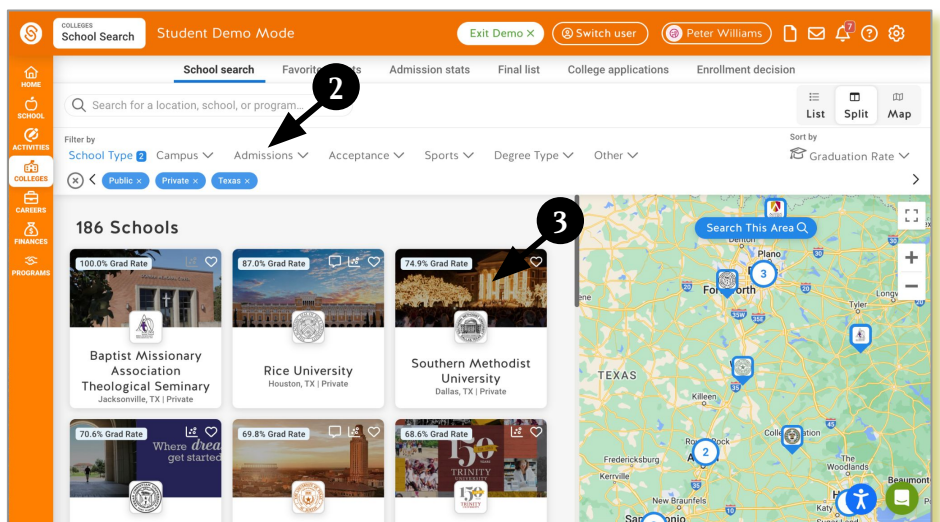
Learn more  [How to Use School Search](#)

School Search is where you can explore colleges and universities, as well as programs offered at schools (ex. Petroleum Engineering).

- 1 Access the School Search by clicking the College icon and selecting **School Search**



- 2 Use different filters and sorting options to narrow your list.



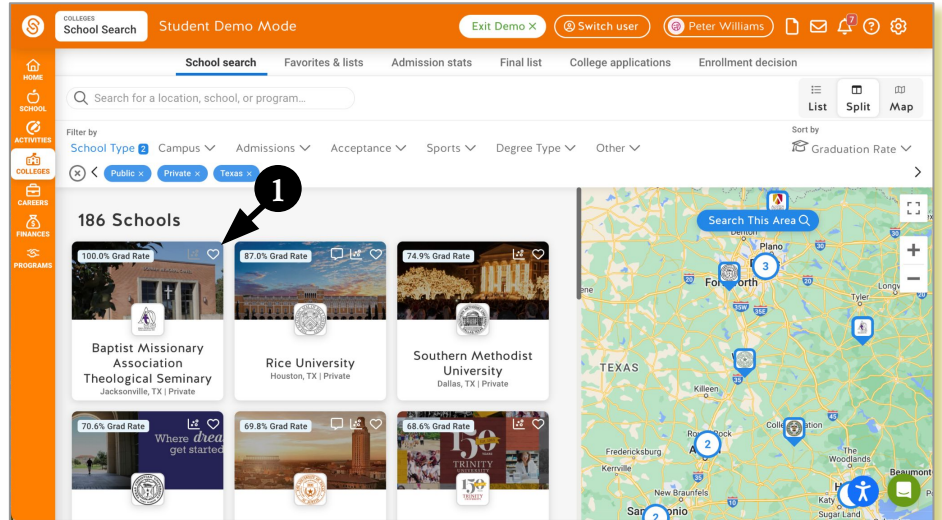
- 3 Click on the School tiles to open the School Profile and learn more about the school

Favoriting Colleges

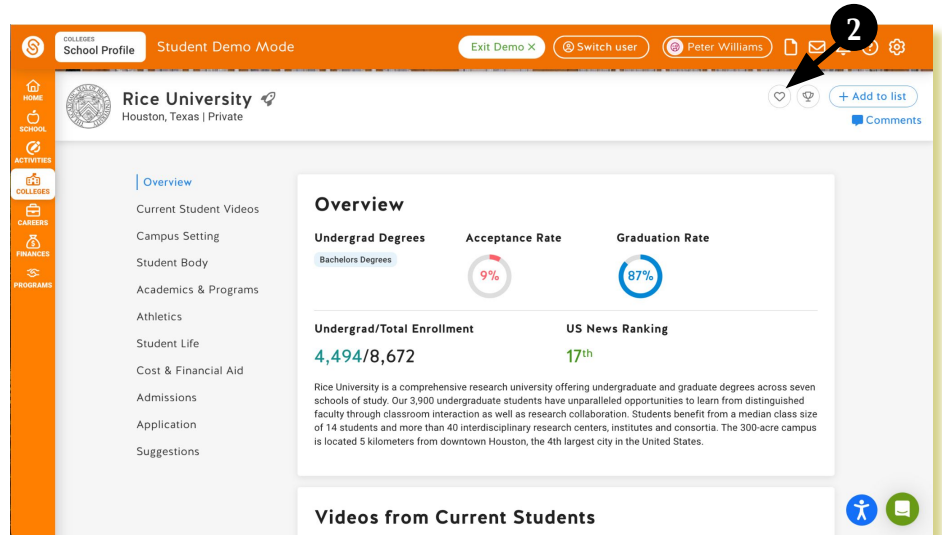
Learn more  [Favorite a School](#)

After reviewing the College Profile, if you think this is a fit for you and you are interested in applying to this institution, you can add them to your favorites list.

- 1 From the School Search page you can click on the heart icon in each of the school tiles



- 2 Or click the heart icon from the School Profile page



Building a Final List

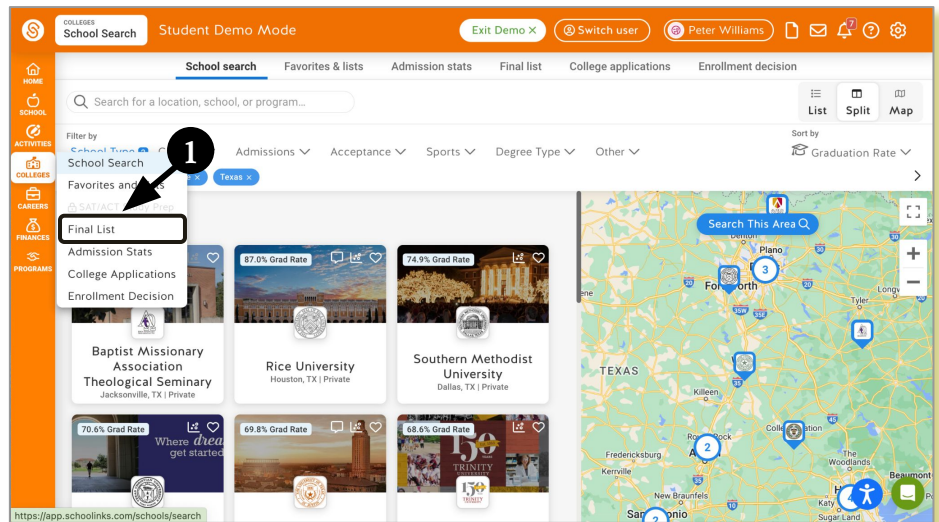
Learn more  [Create a Final List](#)

Your Final List is the list of schools you plan to apply to. This list is made up of Likely Colleges, Target Colleges, and Reach Colleges.

Here are the definitions for these different categories:

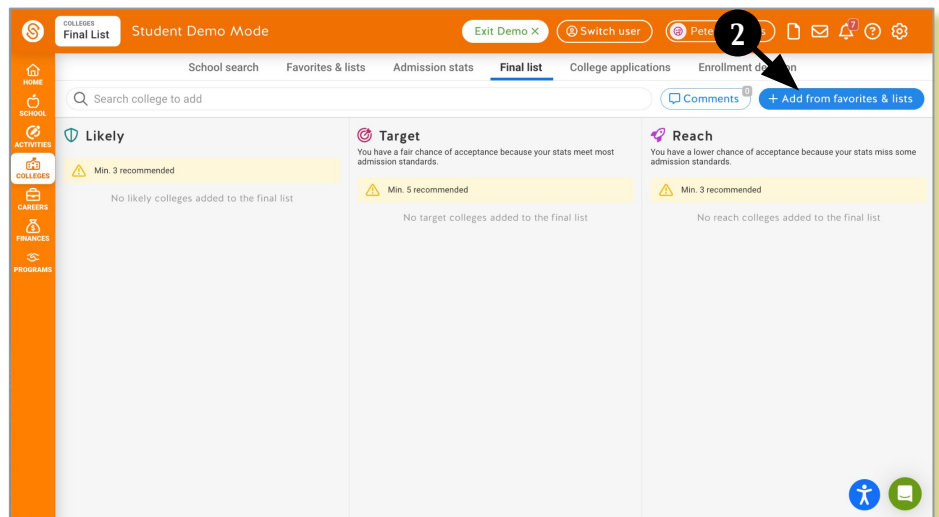
- Likely - schools where you will likely get accepted.
- Target - schools you aim to get in and it's reasonable that you'd be accepted.
- Reach - schools that you would like to get into but getting accepted would be much harder (less likely) for you.

1 Access the School Search by clicking the College icon and selecting **Final List**



2 To add a school to your Final List, click the **Add from favorites & lists** button.

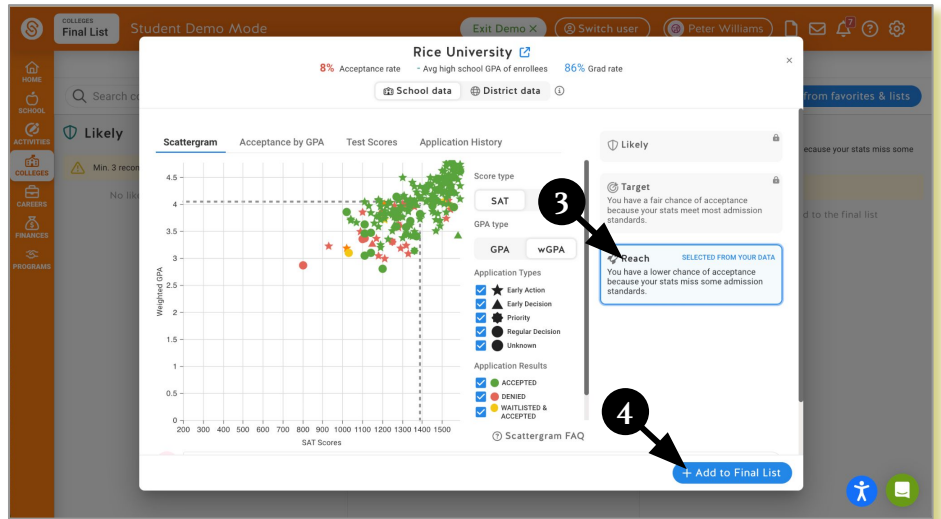
If you have not yet created a favorite list, you can use the search bar to add colleges to your Final List.



- 3 Choose if that school is a Likely, Target, or Reach School and then click the **add button**.

Note: If there is enough data available on your profile and for the school, that school will be pre-sorted into the category to which it belongs. You can see this in the screenshot below.

If you think that the school is placed in the wrong category, you can message your counselor and they can help you move it.



- 4 Click the **Add to Final List button**