



Virginia School Performance and Support Framework Family Guide

No single test or report card shows the full story of your child's learning. That's why **Virginia looks at multiple measures—not just test scores—to understand how schools are helping students** grow, stay on track, and get ready for the future. This **overview will give you a clearer picture, so you can ask questions, partner with teachers, and play an active role in your child's progress.**

How Virginia Measures School Performance

Virginia schools are measured based on a variety of factors to create a balanced picture. Depending on the grade span, the state looks at:

- **Mastery:** how students are meeting academic expectations in reading, math, and science.
- **Growth:** how students are progressing academically over time in reading and math.
- **Readiness:** how schools are preparing students for what's next.
- **Graduation:** how students are fulfilling graduation requirements.

For details on these measures and how they add up to school ratings, see the next page.

School Ratings and State Supports

Schools earn points based on how they do in each measure, adding up to one of four Performance Categories:

- **Distinguished** (90+ points): Exceeding expectations.
- **On Track** (80–89 points): Meeting expectations.
- **Off Track** (65–79 points): Below expectations, receives extra state support.
- **Needs Intensive Support** (<65 points): Significantly below expectations, receives the strongest state support.

The Virginia Department of Education [provides a variety of supports](#) for all divisions.

- Schools that are Off Track or Need Intensive Support get priority access to these supports.

Virginia recently changed the accreditation system and now uses two ways to describe schools.





For more on the difference between the Accreditation and Accountability systems, [click here](#).

How Can I Use This Information?

School Performance Categories, much like student performance on a report card, provide a snapshot of how your school is doing in meeting the state's expectations. They do not tell the whole story of a school's strengths and weaknesses, so it is important to **ask your principal for more details**. A school can be exemplary in one area and need extra support in another. Families play a pivotal role in supporting the success of their student and school.

- Explore tips and tools to support your student here: [VDOE Parent & Student Resources](#).
- Access additional resources about [Virginia's Road to Readiness here](#).
- To learn more about how Virginia evaluates schools with the new School Quality Profiles, [click here](#).

How Virginia Calculates School Performance

	 Mastery	 Growth	 Readiness	 Graduation
Elementary	Total Weight: 65% <ul style="list-style-type: none"> Reading Tests: 22.5% Math Tests: 22.5% Science Tests: 10% Progress in English Language Proficiency: 10% 	Total Weight: 25% <ul style="list-style-type: none"> Reading Expected Growth: 12.5% Math Expected Growth: 12.5% 	Total Weight: 10% <ul style="list-style-type: none"> Chronic Absenteeism: 10% 	N/A
Middle	Total Weight: 60% <ul style="list-style-type: none"> Reading Tests: 20% Math Tests: 20% Science Tests: 10% Progress in English Language Proficiency: 10% 	Total Weight: 20% <ul style="list-style-type: none"> Reading Expected Growth: 10% Math Expected Growth: 10% 	Total Weight: 20% <ul style="list-style-type: none"> Chronic Absenteeism: 10% Advanced Coursework: 10% 	N/A
High	Total Weight: 50% <ul style="list-style-type: none"> Reading Tests: 15% Math Tests: 15% Science Tests: 10% Progress in English Language Proficiency: 10% 	N/A	Total Weight: 35% <ul style="list-style-type: none"> Chronic Absenteeism: 5% 6-Year Graduation Rate: 5% 3E Readiness Framework: 25% 	Total Weight: 15% <ul style="list-style-type: none"> 4-Year Graduation Rate: 15%

To see how weights are calculated for combined schools, see: [Elementary-Middle School Framework](#), [Middle-High School Framework](#), and [Elementary-Middle-High School-Framework](#).

For definitions and details on each of the measures and calculations, [click here](#).



Mastery

- Student achievement in reading, math, and science on the Standards of Learning (SOL) and Virginia Alternate Assessment Program (VAAP) tests. This awards additional credit for students at advanced levels and partial credit for students who do not yet meet grade-level standards. Mastery also includes progress for English learners.



Growth

- Whether students are making the progress the state expects them to make each year in reading and math.



Readiness

- Chronic Absenteeism:** The percentage of students who miss 10% or more of the school year.
- Advanced Coursework:** The percentage of students taking and successfully completing advanced classes (i.e., Algebra I, Geometry, Algebra II).
- 3E Readiness:** Whether students graduate ready for **enrollment** in college (completing credit-bearing or dual enrollment college coursework), **employment** (earning industry credentials or certifications), or **enlistment** (meeting the benchmarks on a military readiness exam).
- 6-Year Graduation Rate:** The percentage of students who graduate within six years of starting 9th grade.



Graduation

- 4-Year Graduation Rate:** The percentage of students who graduate within four years of starting 9th grade.